

**CONSENT
ITEMS**



San Ramon Valley Fire Protection District

1500 Bollinger Canyon Road, San Ramon, CA 94583

Phone (925) 838-6600 | Fax (925) 838-6629

www.firedepartment.org | info@firedepartment.org

Date: March 26, 2014
To: Board of Directors
From: Ken Campo, Financial Consultant
Subject: Wellness/Fitness Program – 2014 Exam Expenses

Background:

The District maintains a wellness/fitness program for safety employees. One element of the program is annual physical examinations. During the month of January, 48 employees received their 2014 exam at a cost of \$26,073.62, and in February, 51 employees received their 2014 exam at a cost of \$27,069.03.

Recommended Board Action:

Authorize payments of \$26,073.62 and \$27,069.03 to Premier Comp Medical Group for physical examinations performed in the months of January 2014 and February 2014, respectively.

NEW BUSINESS

CORRESPONDENCE

Brooks, Sue

From: Meyer, Paige
Sent: Wednesday, February 26, 2014 3:55 PM
To: Brooks, Sue
Subject: FW: Thank you



The City of San Ramon

From: Lucas, Esther [<mailto:elucas@sanramon.ca.gov>]
Sent: Wednesday, February 26, 2014 10:29 AM
To: Bartlett, Robin; Fehr, Deborah; Fierner, Maria; Gorton, Joe; Gutierrez, Patrick; jthomas@pyrospectaculars.com; Kiefer, Christina; McNamara, Karen; Mountford, Teri; Meyer, Paige; Reeder, Terry; Spedowfski, Steven; Stevens, David; Valenzuela, Matt; Blazin, Nicole; Buna, Christina
Cc: Rogers, Greg
Subject: Thank you

I wanted to thank all the investigative team for your work and efforts with this last piece of the 4th of July aerial display presentations. We figure that this team spent collectively over 250 staff hours on this project including research, planning, staff meetings and then the various presentations to the public, Commission and last night with the Council. This team did some really great, creative work! I especially want to thank Joe, Karen, Patrick, Christina, Deborah and Jeff for being there at both the Commission and Council meetings. Thanks so much again to all of you for your support and help.....

Esther

Esther Lucas, MS, RTC, RC | Division Manager | City of San Ramon | Parks & Community Services
2226 Camino Ramon | San Ramon, CA 94583 | www.SanRamon.ca.gov/parks
T: 925.973.2602 | F: 925.866.0467 | E: elucas@sanramon.ca.gov

Parks
Make
Life
Better!



[Visit](#)



[Follow](#)



[Subscribe](#)



[Request](#)



[Register](#)



[Tickets](#)

Brooks, Sue

From: Meyer, Paige
Sent: Wednesday, March 05, 2014 1:39 PM
To: Brooks, Sue
Subject: FW: Thank You

From: john sharkey [<mailto:sharkf@comcast.net>]
Sent: Wednesday, March 05, 2014 1:27 PM
To: Meyer, Paige
Subject: Thank You

I appreciated receiving the card from you regarding my recent need for emergency medical help and transportation to SRRMC.

Without question, I found the employees who handled me to be professional and compassionate. I was in poor condition at the time,

And with their help have been on the road to recovery. My blessings to each for their help. It is comforting to know we have such fine people

Available in times of need.

Please pass my thank you to each who helped me.

Best to all of you,

John Sharkey

Brooks, Sue

From: Meyer, Paige
Sent: Tuesday, March 11, 2014 12:52 PM
To: Brooks, Sue
Subject: FW: Driscoll - Emergency Response

From: Thom Driscoll [redacted]
Sent: Tuesday, March 11, 2014 9:01 AM
To: Meyer, Paige
Subject: Driscoll - Emergency Response

Hello Paige Meyer, Fire Chief


Thank you for the kind follow up by your team when my wife needed their professional assistance at 04:00 am.

This is the third time (once for me) that the emergency response team has been called for assistance in the last two-years. Patrice and I have both been recovering from colon cancer and it is of great relief to know that we have an amazing team of professionals just around the corner.

The response team has always provided the highest care and concern when called to action.

Please let them know that Patrice and I thank them for their rapid and professional response.

Kind regards,
Thom



VALLEJO FIRE DEPARTMENT

970 Nimitz Avenue, Vallejo, California 94592

Main (707) 648-4526 Fax (707) 648-5289

February 26, 2014

Mr. Paige Meyer, Fire Chief
San Ramon Fire Protection District
1500 Bollinger Canyon Road
San Ramon, CA 94583

Re: Engineer Promotional Assessment Center

Dear Chief Meyer:

The Vallejo Fire Department would like to express our sincere gratitude to your Department for its generous contributions of time and expertise during our Engineer's promotional assessment center held on February 19-20, 2014. Captain Mark Anderson's insight and attention for detail during the evaluation process were invaluable and helped our promotional process immensely.

Please contact us in the future should you need assistance with any recruitment or promotional processes you may pursue. We certainly look forward to being able to repay our debt of gratitude for your Department's outstanding assistance.

Sincerely,

A handwritten signature in black ink, appearing to read "Michael Brooks".

MICHAEL BROOKS
Battalion Chief

OPERATIONS



San Ramon Valley Fire Protection District

1500 Bollinger Canyon Road, San Ramon, CA 94583

Phone (925) 838-6600 | Fax (925) 838-6629

www.firedepartment.org | info@firedepartment.org

Date: March 26, 2014
To: Board of Directors
From: Lon Phares, Interim Assistant Chief, Operations
Subject: Monthly Operations Report for February 2014

Training

1. Training at 2500 Blackhawk Road
2. Training at 125 Ryan Industrial completed
3. Second quarter Wildland Firefighting module in development
4. Third quarter testing for Recruit Academy preparation
5. Peer assessor review for Covington, GA Fire Department completed
6. Annual Joint Apprenticeship Committee audit completed
7. On-Site Training Center audit by American Heart Association completed
8. Sexual Harassment, Cultural Diversity and Firefighter Bill of Rights training module in development
9. Serving as assessor for Cities of Richmond and San Jose BC promotional tests

EMS

1. EMS QI Instruction
2. Assisted with 7th Grade CPR instruction – ongoing
3. PEPP Recertification Instruction
4. King Vision video laryngoscopy implementation

Special Operations

1. Hazardous Materials Team
 - a. Quarterly training and County meetings
2. Rescue Team
 - a. Conducted first quarter USAR Training
 - b. Donated structure training

Significant Response

2nd Alarm Structure Fire on Scarboro Place, San Ramon

Standards of Cover Policy Compliance Report

February 1, 2014 - February 28, 2014

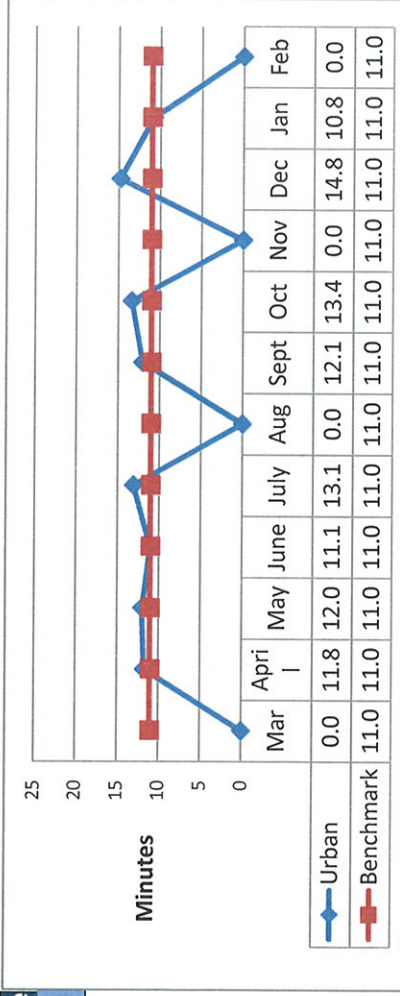
First Unit Response	SOC Goal 1, 5, 6				SOC Goal 2, 5, 6				SOC Goal 3, 5, 6				SOC Goal 5, 6			
	Urban (Count = 248)		Suburban (Count = 120)		Rural (Count = 1)		Wilderness (Count = 0)		Urban (Count = 1)		Suburban (Count = 1)		Rural (Count = 1)		Wilderness (Count = 0)	
	Goal	Actual	Y-T-D	Y-T-D	Goal	Actual	Y-T-D	Y-T-D	Goal	Actual	Y-T-D	Y-T-D	Goal	Actual	Y-T-D	Y-T-D
	7:00	7:01	6:50	100%	8:00	7:41	7:34	100%	15:00	12:19	11:17	100%	45:00	0:00	30:27	100%
		99%	100%			100%	100%			100%	100%			0%	0%	100%

ERF Fire Response	SOC Goal 4								SOC Goal 8							
	Urban (Count = 0)				Suburban (Count = 0)				Rural (Count = 0)				Wilderness (Count = 0)			
	Goal	Actual	Y-T-D	Y-T-D	Goal	Actual	Y-T-D	Y-T-D	Goal	Actual	Y-T-D	Y-T-D	Goal	Actual	Y-T-D	Y-T-D
	11:00	0:00	13:24	30%	12:00	0:00	13:50	0%	21:00	0:00	0:00	0%	45:00	0:00	0:00	0%
		0%	30%			0%	0%			0%	0%			0%	0%	0%

ERF Medical Response	SOC Goal 7				SOC Goal 8											
	Urban (Count = 108)		Suburban (Count = 42)		Rural (Count = 1)		Wilderness (Count = 0)									
	Goal	Actual	Y-T-D	Y-T-D	Goal	Actual	Y-T-D	Y-T-D								
	9:00	8:36	8:26	100%	10:00	9:59	9:25	100%	21:00	13:37	15:50	100%	45:00	0:00	31:24	100%
		100%	100%			100%	100%			100%	100%			0%	0%	100%

Call Processing Time	SOC Goal 7							
	Turnout Time		Turnout Time					
	Goal	Actual	Y-T-D	Y-T-D				
	1:00	0:51	0:47	100%	2:00	1:54	1:48	100%
		100%	100%			100%	100%	

ERF Fire Response Urban



Goal 1

Distribution of Fire Stations for Built-up Urban Areas of Greater than 2,000 People per Square Mile

To treat and transport medical patients and control small fires, the first-due unit should arrive within 7 minutes total response time, 90 percent of the time from the receipt of the call in fire dispatch. Total response time equates to 1 minute dispatch time, 2 minute crew turnout time and 4 minutes travel time spacing for single units.

Goal 2

Distribution of Fire Stations for Suburban Areas of 1,000 to 2,000 People per Square Mile

The first-due fire unit should arrive within 8 minutes total response time, 90 percent of the time.

Goal 3

Distribution of Fire Stations for Rural Areas of Less than 1,000 People per Square Mile

The first-due fire unit should arrive within 15 minutes total response time, 90 percent of the time.

Goal 4

Effective Response Force (First Alarm) for Urban Areas of Greater than 2,000 People per Square Mile

To confine fires near the room of origin, to stop wildfires less than 5 acres in size when noticed promptly, and to treat up to 5 medical patients at once, a multiple-unit response of at least 18 personnel should arrive within 11 minutes total response time from the time of 911 call receipt, 90 percent of the time. This equates to 1 minute dispatch time, 2 minutes crew turnout time and 8 minutes travel time spacing for multiple units. Suburban areas should receive the full first alarm within 12 minutes total response time, 90 percent of the time with the goal to limit the fire spread to the area already involved upon the arrival of the effective response force. For rural areas, this should be 21 minutes, 90 percent of the time. Outcome goals in these areas would be to confine fires to the building of origin, to care for medical patients upon arrival, and to initiate operations on serious wildland fires.

Goal 5

Hazardous Materials Response

Respond to hazardous materials emergencies with enough trained personnel to protect the community from the hazards associated with the release of hazardous and toxic materials. Achieve a total response time consistent with Goal 1, Goal 2 and Goal 3 with the first company capable of operating at the California OSHA First Responder Operations (FRO) level. After size-up and scene evaluation is complete a determination will be made whether to request the on-duty District Hazardous Materials Team and/or other appropriate resources.

Goal 6

Technical Rescue

Respond to technical rescue emergencies with enough trained personnel to facilitate a successful rescue. Achieve a total response time consistent with Goal 1, Goal 2 and Goal 3 with the first company capable of operating at the California Rescue System 1 (RS1) level. After size-up and scene evaluation is complete a determination will be made whether to request the on-duty District Rescue Team and/or other appropriate resources.

Goal 7

Call processing and turnout times

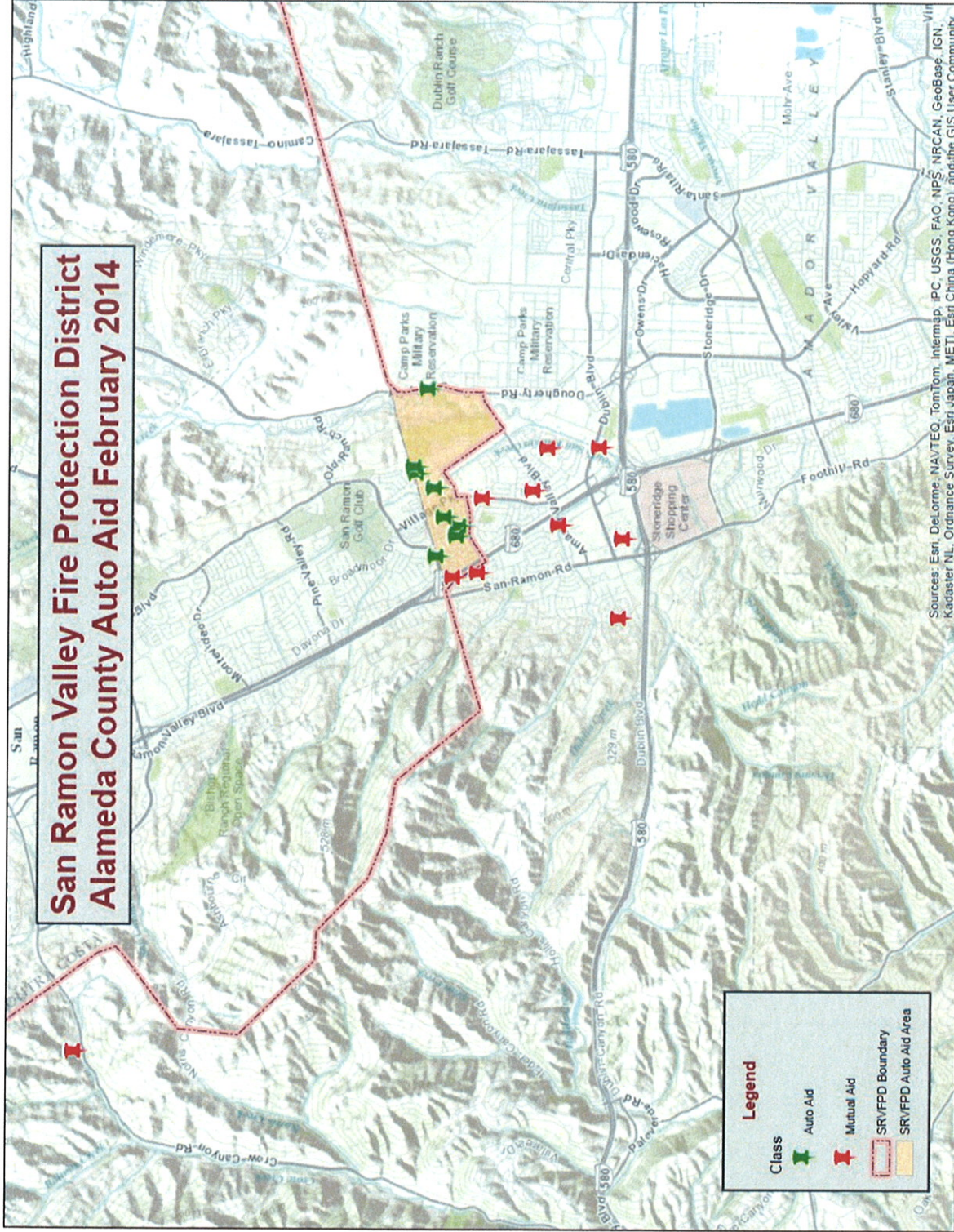
A concentrated focus will be placed on systems, training and feedback measures to crews to lower dispatch and turnout time reflex measures to national best practices of 1 minute for dispatch and 2 minutes for fire crew turnout, 90 percent of the time.

Goal 8

Effective Response Force for Advanced Life Support (ALS) Medical Emergencies

To treat medical patients requiring advanced procedures and skills (defined as Charlie, Delta or Echo), a two-unit response consisting of one paramedic-staffed ambulance and one additional paramedic-staffed unit for a response force of at least five personnel should arrive within 6 minutes travel time in urban areas and 7 minutes travel time in suburban areas, 90 percent of the time. For rural areas, excluding Mt. Diablo State Park, personnel should arrive within 18 minutes travel time 90 percent of the time.

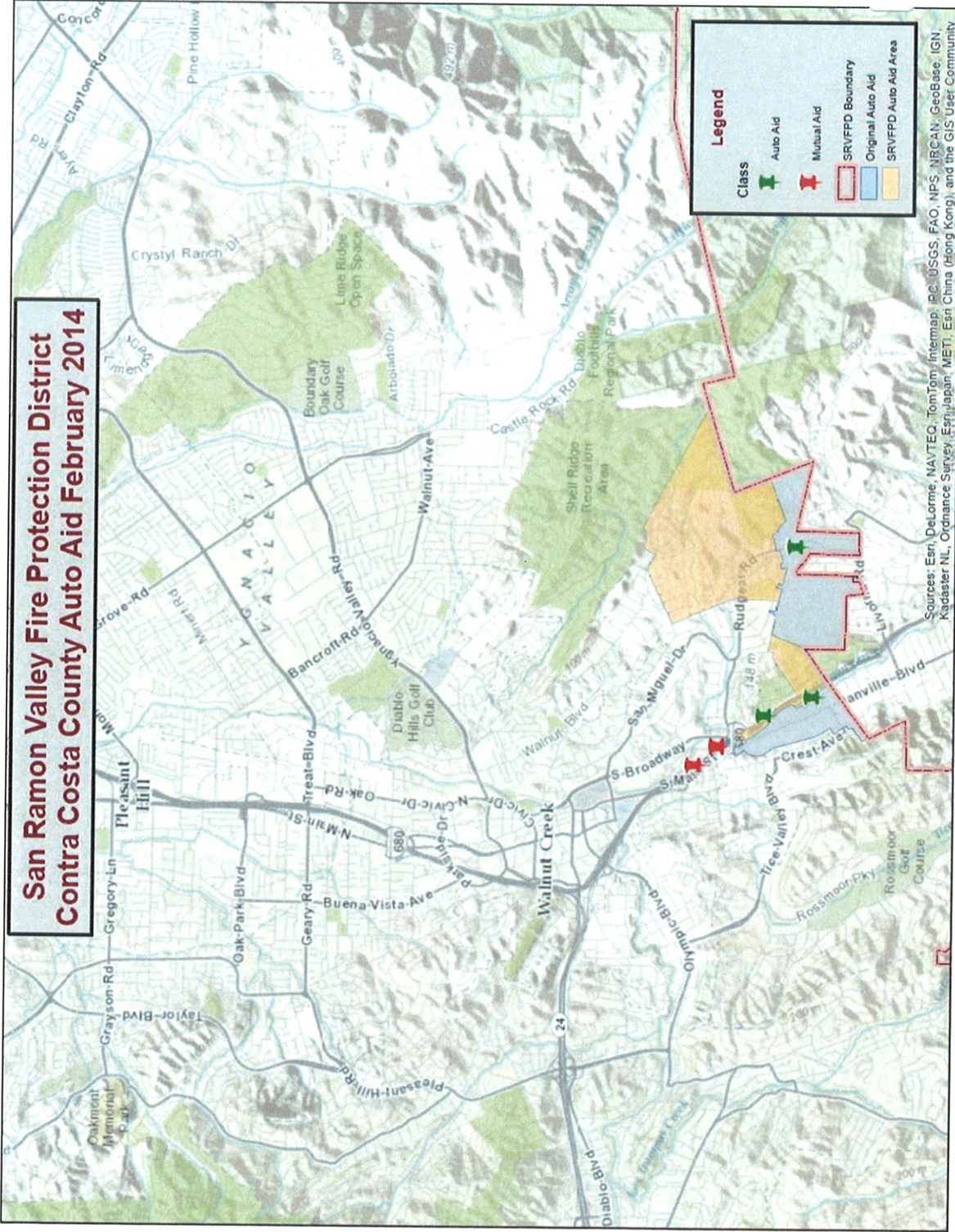
San Ramon Valley Fire Protection District Alameda County Auto Aid February 2014



Sources: Esri, DeLorme, NAVTEQ, TomTom, Intermap, iPC, USGS, FAO, NPS, NRCAN, GeoBasis, IGN, Kadaster NL, Ordnance Survey, Esri, Japan, METI, Esri China (Hong Kong), and the GIS User Community

	MAR	APR	MAY	JUN	JUL	AUG	SEP	OCT	NOV	DEC	JAN	FEB
Auto Aid Given	8	10	9	11	6	14	6	15	6	5	8	11
Mutual Aid Given	4	5	10	6	11	10	18	11	14	13	9	11
Mutual Aid Received	0	0	1	2	0	0	0	0	0	0	0	0
Move-up	0	0	1	3	1	0	2	0	0	2	0	0

San Ramon Valley Fire Protection District Contra Costa County Auto Aid February 2014



Sources: Esri, DeLorme, NAVTEC, TomTom, Intermap, iPC, USGS, FAO, NPS, NRCAN, GeoBase, IGN, Kadaster NL, Ordnance Survey, Esri Japan, METI, Esri China (Hong Kong), and the GIS User Community

	MAR	APR	MAY	JUN	JUL	AUG	SEP	OCT	NOV	DEC	JAN	FEB
Auto Aid Given	6	5	3	3	4	4	2	7	7	5	5	3
Mutual Aid Given	3	3	2	2	4	2	1	2	2	3	5	2
Mutual Aid Received	0	3	5	3	0	0	3	2	1	0	0	0
Move-up	1	0	3	0	3	1	0	1	0	1	2	0

SUPPORT SERVICES



San Ramon Valley Fire Protection District

1500 Bollinger Canyon Road, San Ramon, CA 94583

Phone (925) 838-6600 | Fax (925) 838-6629

www.firedepartment.org | info@firedepartment.org

Date: March 26, 2014
To: Board of Directors
From: Lon Phares, Interim Assistant Chief, Operations
Subject: Monthly Support Services Report for February 2014

Facilities

1. Finalizing list for short term improvements at Station 32
2. Flag pole replaced following civilian vehicle accident at Station 33

Fleet

1. Two ambulances being prepped to go through surplus process
2. Mechanics completing Pump Testing
3. Preparing for Annual Ground Ladder Testing

Technology Systems

1. Updated parcel database for Exterior Hazard Abatement notifications
2. Analyzed existing EBMUD and DSRSD hydrant data and reviewed proposed updates
3. Revised and streamlined hydrant update process
4. Communications Center EBRCS radio console software upgraded to latest revision
5. Provided tour of Communications Center for bursary guest from Avon Fire
6. Attended Regional Radio and District working group meetings

Communication Center

1. Communications Center radio console software upgrade completed with EBRCS 7.13
2. Recruitment announcement posted for Fire Dispatcher vacancy
3. Facilitated monthly Reserve Drill
4. Researched 911 Phone system specifications and vendors in preparation of system upgrade
5. Attended CCC Manager's Association monthly meeting

**FIRE PREVENTION
DIVISION**



San Ramon Valley Fire Protection District

1500 Bollinger Canyon Road, San Ramon, CA 94583

Phone (925) 838-6600 | Fax (925) 838-6629

www.firedepartment.org | info@firedepartment.org

Date: March 26, 2014
To: Board of Directors
From: Christina Kiefer, Fire Marshal
Subject: February Report of Fire Prevention Activities

Activities

Fire Prevention Activity Reports

Attached are the Fire Prevention Activity Reports for the month of February

Residential Care Facility Workshop

On April 8, the 5th Annual Residential Care Facility Workshop will be held at the Creekside Community Church in Alamo. The Residential Care Facility Evacuation Training Video will be the focus of the training session. Administrators and Caregivers from RCF's within our District will be invited as well as those from throughout the County and Region.

7th Grade Hands Only CPR and Use of an AED

The training at three of the eight Middle Schools has been completed. The following dates and locations are scheduled; March 31-Diablo Vista, April 7- Windemere Ranch, April 29-Iron Horse and May 6-Stone Valley.

Grad Night Training

February 25, Code Compliance Officer Evitt held the Grad Night Annual Training for the eight schools that hold this student event. The training is held for Parent Liaison's and School Representatives to review and update event coordinators with current fire and life safety rules and regulations. This effort is a pre-planning educational opportunity to ensure student activities, facility decorations and other safety concerns are understood prior to the event and fire inspection. A survey was completed by attendees and results are attached.

Every 15 Minutes

On April 7, at Monte Vista High School; District personnel, law enforcement, CCC Coroner, Chaplains, CALSTAR Air Ambulance and students will participate in a mock traffic collision involving students. The "Every 15 Minutes" program aims to increase awareness around the dangers of driving while impaired. Students will watch a dramatic scene play out.

Potential Issues

No issues to report at this time.

Upcoming Public Education Classes and Events Scheduled

Event	Location	Date/Time
CERT Class #60	Administration Building	Tuesdays, April 1-May 15 6:00pm-9:30pm
Residential Care Facility Workshop	Creekside Community Church Alamo	Tuesday, April 8 1:00pm-4:00pm
New Parent and Grandparent Class	Administration Building	Saturday, April 12 9:00am-12:00pm
150 Year Anniversary of Mt Diablo State Park	Mt Diablo State Park	Saturday, April 26 10:00am-4:00pm
Wildfire Preparedness	Alamo Oaks Community Club Private Residence	Wednesday, May 7 6:30pm-8:30pm
Personal Emergency Preparedness	Administration Building	Wednesday, May 21 6:00pm- 8:30pm
San Ramon Art and Wind Festival	San Ramon Central Park	Sunday and Monday May 25 and May 26 10:00am-5:00pm
Danville Fine Arts Fair	Downtown Danville	Saturday and Sunday June 21 and June 22 10:00am-5:00pm
Emergency Preparedness Fair	San Ramon Central Park and Community Center	Saturday, September 13 10:00am - 3:00pm

**SAN RAMON VALLEY FIRE PROTECTION DISTRICT
FIRE PREVENTION DIVISION
MONTHLY PLAN REVIEW INTAKE REPORT
February 2014**

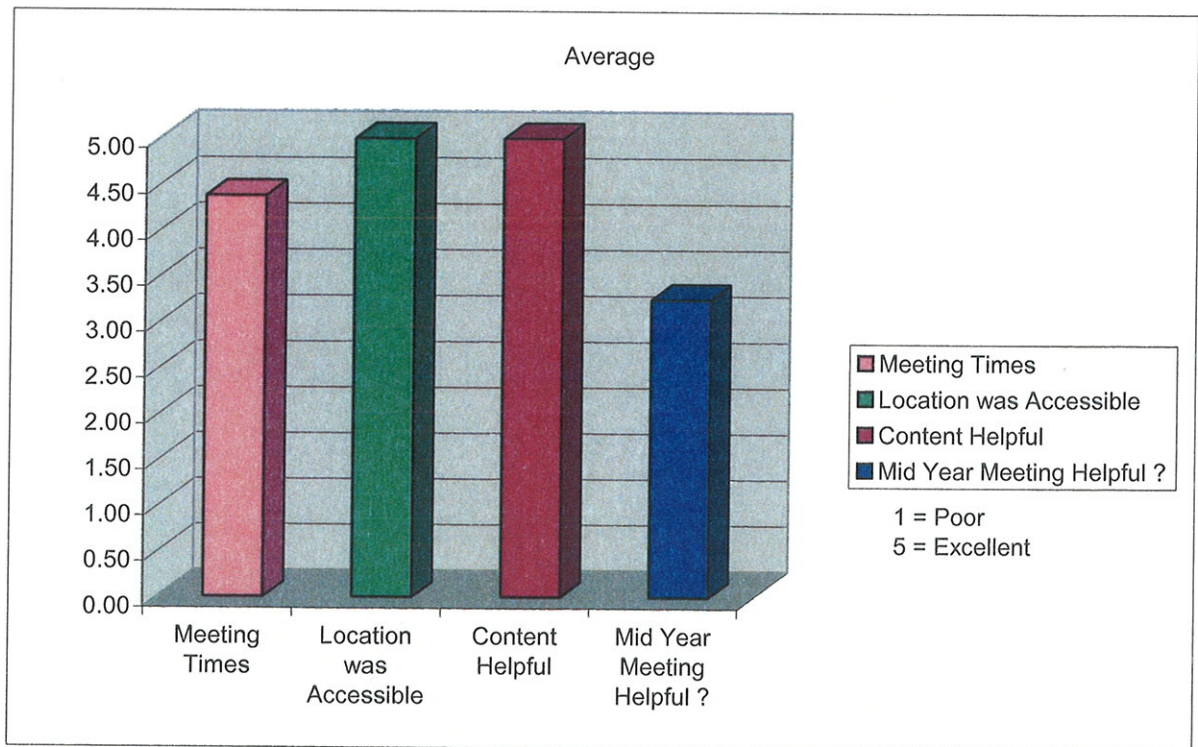
PROJECT	PLAN REVIEW TYPE	SUBMITTAL	COMPLETED
The Growing Room Day Care Center	Construction, alteration, or renovation of a	02/03/2014 10:18:51	02/03/2014 11:03:22
Tasto Residence	Automatic fire-extinguishing systems	02/05/2014 16:24:44	02/07/2014 09:58:51
Tassajara Village Tenant Improvement	Construction, alteration, or renovation of a	02/06/2014 10:33:14	02/06/2014 11:22:54
Sideboard Neighborhood Kitchen	Automatic fire-extinguishing systems	02/06/2014 13:01:19	02/07/2014 10:22:54
Spice Kit Suite I	Automatic fire-extinguishing systems	02/06/2014 14:02:30	02/11/2014 14:15:48
Vaculin	Construction, alteration, or renovation of a	02/07/2014 08:37:43	02/07/2014 10:27:45
Mission Residence	Construction, alteration, or renovation of a	02/07/2014 09:02:38	02/07/2014 10:28:55
Singh Residence	Construction, alteration, or renovation of a	02/07/2014 09:07:34	02/11/2014 14:17:36
New Cabana, New Master Bedroom, 5547 sq ft w/	Planning and site development review	02/07/2014 09:38:35	02/07/2014 11:45:26
Bridges Leasing Office	Private fire hydrants and fire protection wa	02/07/2014 12:13:53	02/12/2014 11:46:26
Monument sign, elevator structure, sunroom and	Planning and site development review	02/07/2014 13:38:45	02/07/2014 13:44:41
The Tutoring Center	Automatic fire-extinguishing systems	02/07/2014 13:46:07	02/13/2014 10:13:21
Lot Merger - VR14-01004	Planning and site development review	02/07/2014 14:42:21	02/07/2014 14:49:37
Ultimate Fitness Academy - MUP 14-501-003	Planning and site development review	02/07/2014 15:37:00	02/07/2014 15:41:04
Sideboard Neighborhood Kitchen	Fire alarm and detection systems and relat	02/11/2014 10:05:09	02/25/2014 10:01:42
767 & 777 Dolphin	Construction, alteration, or renovation of a	02/11/2014 11:15:56	02/11/2014 13:22:22
Sideboard Neighborhood Kitchen	Automatic fire-extinguishing systems	02/11/2014 15:30:05	02/26/2014 10:39:11
Modern Recess - Tenant Improvement Phase I	Automatic fire-extinguishing systems	02/12/2014 09:35:11	02/21/2014 13:16:08
Norris Canyon Lot 325 Santa Barbara Plan 1134	Automatic fire-extinguishing systems	02/12/2014 15:27:52	02/13/2014 08:53:03
Roubion Lot 35 Plan 4 1054 Hawkshead Circle	Automatic fire-extinguishing systems	02/12/2014 15:31:57	02/13/2014 08:53:37
Sagewood Lot 270 Plan 2 5047 Enderby St	Automatic fire-extinguishing systems	02/12/2014 15:41:47	02/13/2014 08:54:02
Roubion Lot 59 Plan 2 116 Wittenham Court	Automatic fire-extinguishing systems	02/12/2014 15:47:24	02/13/2014 08:54:25
Cimmaron Lot 271 Plan 2 5053 Enderby St	Automatic fire-extinguishing systems	02/12/2014 15:50:41	02/13/2014 08:54:51
Cimmaron Lot 272 Plan 3 5059 Enderby St	Automatic fire-extinguishing systems	02/12/2014 15:53:17	02/13/2014 08:55:20
Richard Cordes	Construction, alteration, or renovation of a	02/13/2014 08:07:20	02/13/2014 08:33:17
Spice Kit Suite I	Automatic fire-extinguishing systems	02/13/2014 10:44:00	02/19/2014 13:25:09
Sprouts Farmers Market Grocery Store	Automatic fire-extinguishing systems	02/13/2014 10:48:02	02/19/2014 11:58:05
The Growler	Automatic fire-extinguishing systems	02/13/2014 11:05:23	02/13/2014 11:46:50

ATT Chiller and Infrastructure Upgrade	Compressed Gases	02/13/2014 11:15:13	02/26/2014 10:46:09
Demo	Construction, alteration, or renovation of a	02/13/2014 11:22:28	02/13/2014 11:27:42
5 Tamalark Ln Residence	Automatic fire-extinguishing systems	02/14/2014 14:18:09	02/26/2014 11:07:59
Driveway improvements	Fire apparatus access, site improvements a	02/18/2014 09:40:36	
Residential AFES	Automatic fire-extinguishing systems	02/18/2014 16:07:48	02/26/2014 11:15:00
Greg and Valli Bowman	Private fire hydrants and fire protection wa	02/19/2014 13:05:33	02/26/2014 11:31:27
KB Home St James Place Bldg 2	Private fire hydrants and fire protection wa	02/19/2014 14:02:06	02/26/2014 11:41:07
CVS/pharmacy #09868	Construction, alteration, or renovation of a	02/20/2014 10:20:42	02/27/2014 11:39:25
415 Railroad Ave #4 & 5A - Jos. A. Bank Clothiers,	Automatic fire-extinguishing systems	02/20/2014 14:38:23	02/27/2014 12:00:16
SOAR Bldg Z-100	Fire alarm and detection systems and relat	02/20/2014 15:25:44	02/27/2014 12:39:09
2500 Blackhawk Rd	Fire apparatus access, site improvements a	02/21/2014 08:27:46	02/27/2014 14:10:52
InZoom/EE-375	Construction, alteration, or renovation of a	02/21/2014 16:32:17	02/27/2014 15:48:36
InZoom/EE-375	Automatic fire-extinguishing systems	02/21/2014 16:34:09	02/27/2014 15:49:59
InZoom/EE-375	Fire alarm and detection systems and relat	02/21/2014 16:34:14	02/27/2014 15:55:24
MUP 14-501-004 - AT&T LTE Upgrade	Planning and site development review	02/21/2014 17:13:47	02/21/2014 17:17:21
SPA 14-800-001 - El Nido Property - Westside Spe	Planning and site development review	02/21/2014 17:50:06	02/21/2014 17:54:24
Cal Bay TI Suite 290	Construction, alteration, or renovation of a	02/24/2014 08:32:06	02/24/2014 08:35:59
5062 Enderby St Cypress Lot 416 Plan 2	Automatic fire-extinguishing systems	02/24/2014 16:02:32	02/24/2014 21:54:32
5056 Enderby St Cimmaron Lot 417 Plan 1	Automatic fire-extinguishing systems	02/24/2014 16:05:49	02/24/2014 21:55:16
Norris Canyon Estates Lot 326 Plan Santa Barbara	Automatic fire-extinguishing systems	02/24/2014 16:07:13	02/24/2014 21:55:49
5050 Enderby St Sagedwood Lot 418 Plan 4	Automatic fire-extinguishing systems	02/24/2014 16:08:20	02/24/2014 21:56:32
Roubion Lot 60 Plan 4	Automatic fire-extinguishing systems	02/24/2014 16:10:33	02/24/2014 21:57:06
Roubion Lot 61 Plan 3	Automatic fire-extinguishing systems	02/24/2014 16:13:36	02/24/2014 21:57:36
Casa D'Onsori - Building A	Construction, alteration, or renovation of a	02/25/2014 09:46:58	
Casa D'Onsori - Building B	Construction, alteration, or renovation of a	02/25/2014 09:48:30	
Chase Mixed Used Project	Automatic fire-extinguishing systems	02/25/2014 09:56:34	02/25/2014 09:58:04
Modern Recess - Tenant Improvement Phase I	Automatic fire-extinguishing systems	02/25/2014 10:08:11	02/25/2014 10:08:51
Carlen Renovation	Planning and site development review	02/25/2014 10:30:40	02/25/2014 10:41:21
Thompson Residence	Automatic fire-extinguishing systems	02/25/2014 10:45:59	02/26/2014 10:52:15
CVS	Construction, alteration, or renovation of a	02/26/2014 08:35:10	02/26/2014 08:56:54
Hill Residence	Construction, alteration, or renovation of a	02/26/2014 09:18:29	
Tri-Pointe	Construction, alteration, or renovation of a	02/26/2014 10:54:58	02/26/2014 11:08:56
William Lyon Homes	Construction, alteration, or renovation of a	02/26/2014 12:11:04	
William Lyon Homes	Automatic fire-extinguishing systems	02/26/2014 12:14:33	

William Lyon Homes	Fire alarm and detection systems and relat	02/26/2014 12:16:30
K-3 Ready Suites	After hours plan review and inspection	02/26/2014 14:18:56
Farr Property Access Bridge	Fire apparatus access, site improvements a	02/26/2014 14:28:23
Farr Property Access Bridge	Permit Renewal	02/26/2014 14:29:44
T-Mobile Wireless Telecom Upgrade	Construction, alteration, or renovation of a	02/27/2014 10:28:39
T-Mobile BA 01360	Construction, alteration, or renovation of a	02/27/2014 10:39:47
Diablo Country Club Storage Building	Fire alarm and detection systems and relat	02/27/2014 11:45:12
Hill Residence	Automatic fire-extinguishing systems	02/27/2014 11:53:20
Sprouts Farmers Market Grocery Store	Automatic fire-extinguishing systems	02/27/2014 11:54:44
Sprouts Farmers Market Grocery Store	Fire alarm and detection systems and relat	02/27/2014 13:13:43
AT&T (Tec Center)	Construction, alteration, or renovation of a	02/27/2014 14:41:55

Grad Night Meeting Survey Results 2014

Survey Number	Meeting Times	Location was Accessible	Content Helpful	Mid Year Meeting Helpful ?
1	5	5	5	5
2	5	5	5	0
3	5	5	5	4
4	2	5	5	4
5	5	5	5	0
6	4	5	5	5
7	5	5	5	3
8	4	5	5	5
Total	35	40	40	26
Survey Number				
Average	4.38	5.00	5.00	3.25



ADMINISTRATIVE SERVICES



San Ramon Valley Fire Protection District

1500 Bollinger Canyon Road, San Ramon, CA 94583

Phone (925) 838-6600 | Fax (925) 838-6629

www.firedepartment.org | info@firedepartment.org

Date: March 26, 2014
To: Board of Directors
From: Ken Campo – Financial Consultant
Subject: Monthly Finance Report for February, 2014

Financials:

- Balance Sheet
- Revenues: Budget v. Actual (All Funds)
- General Fund Expenditures: Budget v. Actual (2011-2014)
- Monthly General Fund Revenue/Expense History (2009-2014)
- Capital/Equipment/Vehicle Fund, Debt Service/SRVF Expenditures: Budget v. Actual (2010-2014)
- Employee Illness/Injury Report
- Monthly Overtime Analysis

Meetings/Activities:

Finance:

- Prepared documents, reports and other information requested by the District's independent auditors, Vavrinek, Trine, Day and Company, in advance of their arrival the week of March 3, 2014, for interim audit field work.
- Finance Controller position recruitment closed February 14, 2014. We invited the top six applicants (including one in-house applicant) to participate in an oral interview process.
- Continued work on our migration from ADP's PC Payroll application to ADP's new "cloud-based" Workforce Now.adp application. This migration was necessary as ADP has announced they will no longer support PC Payroll. There is no additional cost to the District for the migration, and actually affords the District some savings in server hardware and maintenance costs since the new application is a cloud-based solution. The new application will go live with the March advance payroll processing.

Human Resources:

- Distributed promotional announcement for Fire Captain.
- Attended NCCIPMA conference.
- Completed and posted mandatory OSHA 300A report.
- Closed the recruitment for the position of Finance Controller.
- Launched the Fire Dispatcher recruitment.
- Participated in CISR Committee meeting.

**SAN RAMON VALLEY FIRE PROTECTION DISTRICT
COMBINED BALANCE SHEET OF ALL FUND TYPES
February 28, 2014**

	GOVERNMENTAL FUND TYPES					AGENCY		ACCOUNT		GROUPS		Totals (Memo Only)
	General Fund - 100	Debt Service Fund - 200	Capital Projects Fund - 300	Federal Grant Capital Projects Fund - 310	Special Special Revenue Fund - 400	Equipment/ Vehicles Capital Projects Fund - 600	CERT PROGRAM Fund - 700	General Fixed Assets Fund - 800	General Fund - 900	Long-Term Debt Fund - 900		
ASSETS												
Cash - Bank of the West	\$ (1,175,452)	\$ -	\$ 2,739,965	\$ (171,870)	\$ 456	\$ (2,569)	\$ 60,099	\$ -	\$ -	\$ -	\$ 1,450,629	
Cash - Bank of the West Money Market @ 0.29%	19,038,454										19,038,454	
Cash - Bank of the West Workers' Compensation	(48,792)										(48,792)	
Cash - Comerica Flexible Spending	13,683										13,683	
Petty Cash	1,250										1,250	
Investments - LAIF @ 0.26%	16,932,543						3,383				16,935,926	
Investments - LAIF Market Value Adjustment	9,447						1				9,448	
Cash with Fiscal Agent (Note #1)		599,402									599,402	
Accounts Receivable	36,561										36,561	
Interest Receivable											-	
Prepaid Expenses/Deposits			238,000								238,000	
Land											7,105,802	
Buildings & Improvements/Construction											28,020,409	
Equipment											26,475,248	
Accumulated Depreciation											(27,965,782)	
Amount to be Provided for General												
Long Term Debt										18,029,149	18,029,149	
Total Assets	\$ 34,807,693	\$ 599,402	\$ 2,977,965	\$ (171,870)	\$ 456	\$ (2,569)	\$ 63,483	\$ 33,635,677	\$ 18,029,149	\$ 89,939,387	\$ 89,939,387	
LIABILITIES												
Accounts Payable	\$ 1,060,801	\$ -	\$ -	\$ -	\$ -	\$ -	\$ -	\$ -	\$ -	\$ -	\$ 1,060,801	
Accrued Expenses	1,632,682										1,632,682	
Deposits Payable	41,430										41,430	
Long Term Debt:												
(1) Certificates of Participation										11,432,000	11,432,000	
(2) Vehicle Lease										2,255,112	2,255,112	
Claims Payable	13,683									2,837,564	2,851,247	
Compensated Absences										1,504,473	1,504,473	
Total Liabilities	2,748,595	-	-	-	-	-	-	-	18,029,149	20,777,744	20,777,744	
FUND EQUITY												
Investment in General Fixed Assets												
Non-Spendable Fund Balance			238,000	(171,870)				33,635,677			33,635,677	
Restricted Fund Balance											238,000	
Committed Fund Balance:											427,532	
Workers' Compensation Claims	1,000,000										1,000,000	
Refinery Property Tax Claim	460,000										460,000	
Station 32/Capital Improvement Projects	5,527,445										5,527,445	
Budget Stabilization	15,518,388										15,518,388	
Tactical Training Center			2,640,261								2,640,261	
Assigned Fund Balance:												
Budgetary Deficit			12,500								12,500	
Other Assigned Fund Balance	156,689		87,204		456	(2,569)					241,780	
Unassigned Fund Balance	9,396,576						63,483				9,460,059	
Total Fund Balance	32,059,098	599,402	2,977,965	(171,870)	456	(2,569)	63,483	33,635,677	-	69,161,643	69,161,643	
Total Liabilities and Fund Equity	\$ 34,807,693	\$ 599,402	\$ 2,977,965	\$ (171,870)	\$ 456	\$ (2,569)	\$ 63,483	\$ 33,635,677	\$ 18,029,149	\$ 89,939,387	\$ 89,939,387	

Note 1 - US Bank:
Reserve Fund (COP 2003) Market Value \$29; Interest Rate 0.04% (Money Market Fund)
Lease Fund (COP 2003) Market Value \$5; Interest Rate 0.00% (Money Market Fund)
Reserve Fund (COP 2006) Market Value \$599,350; Interest Rate 0.04% (Money Market Fund)
Lease Fund (COP 2006) Market Value \$0; Interest Rate 0.00% (Money Market Fund)

**SAN RAMON VALLEY FIRE PROTECTION DISTRICT
REVENUE (ALL FUNDS)
FISCAL YEAR 2013-2014
July 1, 2013 - February 28, 2014**

GL CODE	FISCAL YEAR COMPLETED: 67% DESCRIPTION	2010/2011	2011/2012	2012/2013 ACTUAL REVENUE	2013/2014	2013/2014
		ACTUAL REVENUE	ACTUAL REVENUE		ESTIMATED REVENUE	REALIZED REVENUE
4100	TAXES					
4110	PROPERTY TAXES - CURRENT SECURED	\$47,388,882	\$47,933,548	\$47,131,813	\$48,053,422	\$26,964,341
4120	PROPERTY TAXES - SUPPLEMENTAL	\$699,652	\$489,994	\$653,870	\$171,539	\$81,957
4130	PROPERTY TAXES - UTILITIES (Unitary)	\$896,045	\$959,401	\$937,596	\$956,348	\$538,141
4140	PROPERTY TAXES - CURRENT UNSECURED	\$1,747,874	\$1,841,275	\$1,867,991	\$1,775,617	\$1,818,710
4145	HOMEOWNERS PROPERTY TAX RELIEF	\$537,428	\$526,371	\$506,644	\$504,594	\$0
4150	LESS TAXES RETURNED TO COUNTY	(\$1,338,944)	(\$1,251,584)	(\$1,290,812)	(\$1,340,030)	\$144,293
4160	LESS COUNTY TAX ADMINISTRATION	(\$523,908)	(\$496,473)	(\$494,146)	(\$504,029)	\$0
4170	PROPERTY TAXES - PRIOR SECURED	(\$57,962)	(\$449,320)	(\$564,431)	(\$282,000)	(\$444,591)
4180	PROPERTY TAXES - PRIOR SUPPLEMENTAL	(\$185,201)	(\$187,054)	(\$126,731)	(\$63,000)	(\$84,410)
4190	PROPERTY TAXES - PRIOR UNSECURED	\$30,951	(\$37,026)	(\$114,527)	(\$7,501)	\$91,616
		\$49,184,817	\$49,329,132	\$48,507,267	\$49,264,960	\$29,110,056
4200	INTERGOVERNMENTAL REVENUE					
4220	MEASURE "H"	\$0	\$112,184	\$33,000	\$33,000	\$33,000
4230	SB-90 MANDATED COSTS	\$18,333	\$13,323	(\$92,152)	\$0	\$0
4240	MISCELLANEOUS STATE AID/GRANTS	\$35,723	\$91,609	\$172,140	\$35,000	\$271,497
4245	FEDERAL GRANT REVENUE	\$0	\$0	\$1,627,579	\$55,000	\$52,468
4250	OTHER INTERGOVERNMENTAL REVENUE	\$3,000,000	\$245,151	\$74,070	\$922,829	\$15,991
		\$3,054,056	\$462,267	\$1,814,637	\$1,045,829	\$372,956
4300	CHARGES FOR SERVICE					
4310	INSPECTION FEES	\$32,729	\$60,324	\$63,974	\$57,000	\$78,758
4315	PLAN REVIEW	\$173,623	\$248,626	\$355,214	\$376,000	\$361,939
4320	WEED ABATEMENT CHARGES	\$4,435	\$2,984	\$26,031	\$4,000	\$3,169
4325	ADMINISTRATIVE CITATION CHARGES	\$8,250	\$35,321	\$58,485	\$35,000	\$52,300
4330	AMBULANCE SERVICES	\$2,202,045	\$2,439,773	\$2,743,005	\$2,700,000	\$1,858,210
4340	CPR CLASSES	\$2,955	\$2,555	\$735	\$2,000	\$560
4350	REPORTS/PHOTOCOPIES	\$1,560	\$5,464	\$6,214	\$5,000	\$9,244
4360	MISCELLANEOUS CURRENT SERVICES	\$0	\$0	\$0	\$0	\$0
		\$2,425,597	\$2,795,047	\$3,253,658	\$3,179,000	\$2,364,179
4400	USE OF MONEY & PROPERTY					
4410	INVESTMENT EARNINGS	\$152,454	\$98,835	\$58,257	\$118,600	\$24,476
		\$152,454	\$98,835	\$58,257	\$118,600	\$24,476
4500	RENTS, ROYALTIES AND COMMISSIONS					
4510	RENT ON REAL ESTATE	\$159,877	\$189,978	\$322,020	\$350,000	\$194,679
		\$159,877	\$189,978	\$322,020	\$350,000	\$194,679
4600	OTHER REVENUE					
4610	DONATIONS/CONTRIBUTIONS	\$917	\$7,355	\$575	\$0	\$924
4620	SALE OF PROPERTY	\$9,203	\$7,960	\$367,722	\$0	\$27,400
4640	MISCELLANEOUS REVENUE	\$25,938	\$45,769	\$50,818	\$25,500	\$76,322
		\$36,058	\$61,084	\$419,115	\$25,500	\$104,646
4900	OTHER FINANCING SOURCES					
4920	Debt proceeds	\$3,400,000	\$0	\$0	\$100,000	\$3,227,000
		\$3,400,000	\$0	\$0	\$100,000	\$3,227,000
	REVENUE TOTAL	\$58,412,859	\$52,936,343	\$54,374,954	\$54,083,889	\$35,397,992

SAN RAMON VALLEY FIRE PROTECTION DISTRICT

GENERAL FUND EXPENDITURES

FISCAL YEAR 2013-2014

July 1, 2013 - February 28, 2014

FISCAL YEAR COMPLETED - 67%								
DESCRIPTION	GL CODE	2010-2011 ACTUAL	2011-2012 ACTUAL	2012-2013 ACTUAL	2013-2014 BUDGET	EXPENDITURES TO DATE	REMAINING BAL. TO DATE	PERCENT EXPENDED
PERMANENT SALARIES	5110	\$21,730,515	\$21,231,690	\$20,138,426	\$20,441,549	\$12,779,831	\$7,661,718	62.52%
TEMPORARY SALARIES	5115	\$140,161	\$170,887	\$209,966	\$146,191	\$143,152	\$3,039	97.92%
PERMANENT OVERTIME	5120	\$4,736,070	\$5,943,633	\$6,533,121	\$5,217,500	\$3,996,343	\$1,221,157	76.59%
FICA/MEDICARE	5140	\$360,579	\$385,010	\$380,153	\$369,836	\$239,324	\$130,512	64.71%
RETIREMENT CONTRIBUTIONS	5150	\$11,811,102	\$11,131,763	\$11,797,439	\$12,019,863	\$7,588,895	\$4,430,968	63.14%
EMPLOYEE GROUP INSURANCE	5160	\$3,942,059	\$3,678,610	\$3,430,654	\$3,546,796	\$2,130,243	\$1,416,553	60.06%
RETIREE HEALTH INSURANCE	5170	\$1,375,426	\$1,571,813	\$1,816,302	\$1,901,214	\$1,242,322	\$658,892	65.34%
OPEB CONTRIBUTION	5175	\$0	\$0	\$0	\$520,473	\$194,173	\$326,300	37.31%
UNEMPLOYMENT INSURANCE	5180	\$2,693	\$118	\$8,351	\$20,000	\$6,665	\$13,335	33.33%
WORKERS' COMPENSATION INS.	5190	\$874,475	\$671,135	\$905,118	\$820,000	\$468,177	\$351,823	57.09%
TOTAL SALARIES AND BENEFITS	5100	\$44,973,080	\$44,784,659	\$45,219,530	\$45,003,422	\$28,789,125	\$16,214,297	63.97%
OFFICE SUPPLIES	5202	\$40,156	\$30,218	\$27,951	\$34,700	\$12,209	\$22,491	35.18%
POSTAGE	5204	\$11,547	\$17,385	\$11,142	\$12,700	\$5,651	\$7,049	44.50%
TELECOMMUNICATIONS	5206	\$186,194	\$183,636	\$184,732	\$193,100	\$107,194	\$85,906	55.51%
UTILITIES	5208	\$322,395	\$322,361	\$327,386	\$309,900	\$220,943	\$88,957	71.30%
SMALL TOOLS/EQUIPMENT	5210	\$102,739	\$84,094	\$62,521	\$97,300	\$31,367	\$65,933	32.24%
MISCELLANEOUS SUPPLIES	5212	\$104,279	\$126,724	\$107,157	\$121,600	\$79,204	\$42,396	65.13%
MEDICAL SUPPLIES	5213	\$119,249	\$120,175	\$115,735	\$103,000	\$68,679	\$34,321	66.68%
FIREFIGHTING SUPPLIES	5214	\$132,020	\$71,452	\$68,903	\$90,750	\$27,617	\$63,133	30.43%
PHARMACEUTICAL SUPPLIES	5216	\$46,548	\$36,286	\$34,955	\$36,500	\$16,958	\$19,542	46.46%
COMPUTER SUPPLIES	5218	\$28,810	\$11,859	\$33,330	\$38,500	\$6,817	\$31,683	17.71%
RADIO EQUIPMENT & SUPPLIES	5219	\$342,998	\$72,432	\$58,493	\$25,000	\$4,576	\$20,424	18.31%
FILM PROCESSING/SUPPLIES	5220	\$25	\$0	\$660	\$0	\$0	\$0	
FOOD SUPPLIES	5222	\$23,015	\$18,748	\$27,387	\$26,450	\$10,279	\$16,171	38.86%
PPE INSPECTION & REPAIRS	5223	\$0	\$29,267	\$27,417	\$36,000	\$9,277	\$26,723	25.77%
SAFETY CLOTHING/SUPPLIES	5224	\$144,594	\$231,465	\$139,645	\$159,200	\$68,592	\$90,608	43.09%
CLASS A UNIFORMS & SUPPLIES	5225	\$0	\$720	\$3,763	\$6,000	\$2,731	\$3,269	45.52%
NON-SAFETY CLOTHING/SUPPLIES	5226	\$26,317	\$24,689	\$8,137	\$22,000	\$7,212	\$14,788	32.78%
CLASS B UNIFORMS & SUPPLIES	5227	\$0	\$2,161	\$21,686	\$25,000	\$16,402	\$8,598	65.61%
HOUSEHOLD SUPPLIES	5228	\$37,749	\$40,553	\$42,006	\$40,000	\$23,462	\$16,538	58.65%
CENTRAL GARAGE - REPAIRS	5230	\$74,712	\$121,634	\$78,235	\$100,000	\$48,630	\$51,370	48.63%
CENTRAL GARAGE - MAINTENANCE	5231	\$14,325	\$6,784	\$10,050	\$20,000	\$11,490	\$8,510	57.45%
CENTRAL GARAGE - GAS, DIESEL & OIL	5232	\$161,507	\$174,886	\$171,440	\$207,000	\$140,421	\$66,579	67.84%
CENTRAL GARAGE - TIRES	5234	\$20,197	\$58,875	\$42,139	\$45,000	\$17,059	\$27,941	37.91%
CENTRAL GARAGE - MANDATED INSP.	5235	\$10,240	\$9,330	\$5,281	\$13,000	\$11,060	\$11,940	8.15%
MAINT./REPAIRS - EQUIPMENT	5236	\$103,571	\$107,632	\$169,846	\$145,704	\$85,614	\$60,090	58.76%
MAINT./REPAIRS - RADIO & ELECTRON	5238	\$307,774	\$331,986	\$267,874	\$344,900	\$232,015	\$112,885	67.27%
MAINT./REPAIRS - BUILDINGS	5240	\$104,677	\$132,488	\$124,859	\$145,000	\$129,280	\$15,720	89.16%
MAINT./REPAIRS - GROUNDS	5242	\$36,171	\$33,700	\$31,834	\$38,500	\$25,225	\$13,275	65.52%
RENTS & LEASES-EQUIP./PROPERTY	5246	\$42,893	\$48,938	\$58,090	\$68,300	\$28,738	\$39,562	42.08%
PROFESSIONAL/SPECIALIZED SERVICES	5250	\$822,554	\$653,019	\$618,566	\$961,645	\$450,507	\$511,138	46.85%
RECRUITING COSTS	5251	\$35,680	\$101,946	\$78,347	\$94,200	\$24,677	\$69,523	26.20%
LEGAL SERVICES	5252	\$192,663	\$391,532	\$289,481	\$250,000	\$84,725	\$165,275	33.89%
INFO TECHNOLOGY SURCHARGE	5253	\$0	\$0	\$0	\$20,000	\$5,000	\$15,000	25.00%
MEDICAL SERVICES	5254	\$83,633	\$95,857	\$80,761	\$111,100	\$3,810	\$107,290	3.43%
COMMUNICATIONS SERVICES	5258	\$1,577	\$0	\$0	\$78,600	\$78,600	\$0	100.00%
ELECTION SERVICES	5262	\$51,099	\$0	\$105,565	\$0	\$0	\$0	
INSURANCE SERVICES	5264	\$493,476	\$497,815	\$388,379	\$460,000	\$432,356	\$27,644	93.99%
PUBLICATION OF LEGAL NOTICES	5270	\$5,552	\$1,578	(\$73)	\$500	\$933	(\$433)	186.66%
SPECIALIZED PRINTING	5272	\$24,155	\$18,454	\$14,813	\$26,900	\$4,304	\$22,596	16.00%
MEMBERSHIPS	5274	\$53,784	\$48,575	\$57,710	\$68,130	\$51,495	\$16,635	75.58%
EDUCATIONAL COURSES/SUPPLIES	5276	\$48,708	\$52,091	\$39,463	\$61,000	\$21,199	\$39,801	34.75%
EDUCATIONAL ASSISTANCE	5277	\$26,514	\$22,051	\$24,037	\$45,000	\$7,321	\$37,679	16.27%
PUBLIC EDUCATIONAL SUPPLIES	5278	\$20,074	\$13,219	\$8,412	\$11,000	\$7,186	\$3,814	65.32%
BOOKS & PERIODICALS	5280	\$21,700	\$10,216	\$11,345	\$18,635	\$4,109	\$14,526	22.05%
RECOGNITION SUPPLIES	5282	\$6,573	\$3,364	\$2,909	\$5,000	\$1,045	\$3,955	20.91%
MEETINGS/TRAVEL EXPENSES	5284	\$46,773	\$39,734	\$23,885	\$44,450	\$9,567	\$34,883	21.52%
OTHER - CLAIMS EXPENSE	5286	\$304,845	\$0	\$0	\$0	\$9,181	(\$9,181)	
TOTAL SERVICES AND SUPPLIES	5200	\$4,784,062	\$4,399,929	\$4,006,252	\$4,761,264	\$2,634,718	\$2,126,546	55.34%
TOTAL G/F OPERATING EXPENDITURES		\$49,757,142	\$49,184,588	\$49,225,782	\$49,764,686	\$31,423,843	\$18,340,843	63.14%

**SAN RAMON VALLEY FIRE PROTECTION DISTRICT
GENERAL FUND
REVENUE/EXPENDITURE HISTORY**

Month	2009-10		2010-11		2011-12		2012-13		2013-14	
	Revenue	Expenditures	Revenue	Expenditures	Revenue	Expenditures	Revenue	Expenditures	Revenue	Expenditures
July	\$247,304	\$4,758,259	\$166,735	\$4,749,257	\$186,793	\$4,351,134	\$327,098	\$4,374,370	\$303,039	\$4,253,760
August	\$222,953	\$3,806,559	\$215,809	\$4,025,589	\$265,453	\$4,513,204	\$319,178	\$4,123,666	\$393,566	\$4,035,499
September	\$296,640	\$4,728,793	\$204,485	\$3,953,342	\$312,278	\$3,893,321	\$309,945	\$3,903,613	\$230,997	\$4,049,136
October	\$1,955,619	\$3,664,748	\$1,892,126	\$3,970,955	\$2,046,255	\$3,735,522	\$2,331,797	\$4,132,784	\$2,205,383	\$3,879,765
November	\$228,442	\$3,778,804	\$220,473	\$4,450,015	\$188,594	\$4,535,275	\$360,982	\$4,246,986	\$343,280	\$4,023,813
December	\$26,486,066	\$4,293,444	\$25,691,372	\$4,182,987	\$25,787,719	\$4,424,050	\$25,961,035	\$4,181,747	\$27,720,683	\$3,843,098
January	\$2,231,614	\$3,813,140	\$213,894	\$4,015,505	\$265,253	\$3,990,074	\$628,896	\$4,061,102	\$529,393	\$3,767,912
February	\$253,553	\$3,865,360	\$176,960	\$3,997,461	\$508,340	\$4,000,893	\$301,646	\$3,889,221	427,492	\$3,570,860
March	\$263,343	\$4,094,246	\$266,513	\$4,225,922	\$268,932	\$4,016,648	\$184,995	\$4,115,245		
April	\$14,980,947	\$3,933,954	\$19,064,857	\$4,162,409	\$18,036,297	\$3,746,578	\$18,080,208	\$4,184,939		
May	\$2,319,553	\$4,064,248	\$270,777	\$4,149,354	\$344,774	\$3,770,965	\$332,777	\$3,999,974		
June	\$3,562,931	\$4,046,928	\$3,611,512	\$3,874,346	\$4,472,525	\$4,206,925	\$3,533,633	\$3,949,737		

SAN RAMON VALLEY FIRE PROTECTION DISTRICT
CAPITAL PROJECTS, EQUIP/VEHICLES, DEBT SERVICE, SAN RAMON VALLEY FIRE COMMUNITY FUND
FISCAL YEAR 2013-2014
July 1, 2013 - February 28, 2014

FISCAL YEAR COMPLETED - 67%								
DESCRIPTION	GL CODE	2010/2011 ACTUAL	2011/2012 ACTUAL	2012/2013 ACTUAL	2013/2014 BUDGET	EXPENDITURES TO DATE	REMAINING BAL. TO DATE	PERCENT EXPENDED
RENTS & LEASES - PROPERTY	5246	\$12,500	\$12,500	\$12,500	\$12,500	\$0	\$12,500	
DESIGN/CONSTRUCTION	6105/6110	\$652,060	\$297,355	\$842,185	\$100,000	\$30,237	\$69,763	30%
VARIOUS IMPROVEMENTS	6120	\$47,634	\$46,018	\$70,000	\$225,000	\$7,588	\$217,412	3%
TOTAL CAPITAL PROJECTS (FUND 300)		\$712,194	\$355,873	\$924,685	\$337,500	\$37,825	\$299,675	11%
PROFESSIONAL SERVICES	5250			\$0	\$0	\$0	\$0	
RADIO/ELECTRONIC EQUIPMENT	6230	\$0	\$0	\$2,021,167	\$362,186	\$347,510	\$14,676	
TOOLS & SUNDRY EQUIPMENT	6240	\$0	\$0	\$0	\$1,500,000	\$0	\$1,500,000	0%
TOTAL FEDERAL GRANT CAPITAL PROJECTS (FUND 310)				\$2,021,167	\$1,862,186	\$347,510	\$1,514,676	19%
OFFICE EQUIP. & FURNISHINGS	6210	\$0	\$0			\$0	\$0	
MEDICAL/LAB EQUIPMENT	6220	\$0	\$0			\$0	\$0	
RADIO/ELECTRONIC EQUIPMENT	6230	\$425,512	\$264,441	\$37,500	\$11,950	\$2,200	\$9,750	18%
TOOLS & SUNDRY EQUIPMENT	6240	\$25,000	\$43,700	\$80,798	\$0	\$0	\$0	
AUTO & TRUCKS	6250	\$3,214,898	\$119,879	\$752,000	\$798,162	\$694,367	\$103,795	87%
TOTAL EQUIPMENT/VEHICLES (FUND 600)		\$3,665,410	\$428,020	\$870,298	\$810,112	\$696,567	\$113,545	86%
BOND REDEMPTION - 2003/2006/2013 COP	5310	\$1,325,885	\$1,328,630	\$1,324,708	\$1,429,261	\$5,091,028	-\$3,661,767	356%
VEHICLE LEASE #2	5310	\$329,498	\$329,497	\$0	\$0	0	\$0	
VEHICLE LEASE #3	5310	\$756,032	\$756,033	\$0	\$0	\$0	\$0	
VEHICLE LEASE #4	5310		\$534,010	\$534,011	\$534,012	\$462,252	\$71,760	87%
TOTAL DEBT SERVICE (FUND 200)		\$2,411,415	\$2,948,170	\$1,858,719	\$1,963,273	\$5,553,280	-\$3,590,007	283%
OTHER SPECIAL DISTRICT EXPENDITURES	5286	\$0	\$858	\$7,000	\$500	\$1,000	-\$500	200%
TOTAL SRVF COMMUNITY FUND (FUND 400)		\$0	\$858	\$7,000	\$500	\$1,000	-\$500	200%
TOTAL - CAPITAL, EQUIPMENT, DEBT SERVICE, SRVF COMMUNITY & FEDERAL GRANT FUND		\$6,789,019	\$3,732,921	\$5,681,869	\$4,973,571	\$6,636,181	-\$1,662,611	133%

Employee Illness/Injury Report (February 2014)

Reportable Injuries – February 2014:

Indemnity (Lost Time)

- February 6, 2014 DOI = 12/2/11 – An Engineer required injections after experiencing a flare up of a previous ankle injury.
Status: Returned to full duty 2/16/14.

- February 18, 2014 DOI = 10/18/11 – A Firefighter/Paramedic underwent surgery for a previous injury.
Status: Remains out at month-end.

Medical Only (No Lost Time)

No medical only claims for the month of February.

As of February 28, 2014, there were four (4) employees absent from their regular work assignment. Total lost time due to injuries for the month of February equaled 108 calendar days.

San Ramon Valley Fire Protection District - O/T and Comp Time Reporting System

2/1/2014 Through 2/28/2014

WORK CODE: 1 STAFFING

ASSIGNMENT	Time Worked	Time Paid
101 HOLD OVER FOR CALL	5.73	7.00
103 MISC. STAFFING COVE	5977.08	5977.75
107 LATE/STA. MOVE COVE	5.83	9.00
Total All Assignments This Work Type:	5,988.64	5,993.75

WORK CODE: 2 TRAINING

ASSIGNMENT	Time Worked	Time Paid
201 OPERATIONS TRAINING	10.75	10.75
209 RESCUE TRAINING	54.60	55.00
210 HAZ-MAT TRAINING	67.00	67.00
214 PARAMEDIC - CONT ED	19.00	19.00
Total All Assignments This Work Type:	151.35	151.75

WORK CODE: 3 ASSIGNMENTS

ASSIGNMENT	Time Worked	Time Paid
301 MEETINGS/PROJECT DE	19.75	19.75
317 RECRUITMENT EXTER	16.50	16.50
321 FP REIMBURSED OVER	1.50	1.50
340 PROJECT WORK	9.25	9.25
Total All Assignments This Work Type:	47.00	47.00

Report Grand Total: 6,186.99 6,192.50

San Ramon Valley Fire Protection District - O/T and Comp Time Reporting System

2/1/2014 Through 2/28/2014

WORK CODE:	Time Paid
1 STAFFING	5,993.75
2 TRAINING	151.75
3 ASSIGNMENTS	47.00
Report Grand Total:	6,192.50