

**CONSENT  
ITEMS**

# SAN RAMON VALLEY FIRE PROTECTION DISTRICT

Administration  
Phone: 925-838-6600  
Fax: 925-838-6629  
[www.srvfire.ca.gov](http://www.srvfire.ca.gov)

**1500 Bollinger Canyon Road  
San Ramon, California 94583**

Fire Prevention  
Phone: 925-838-6680  
Fax: 925-838-6696

## MEMORANDUM

**Date:** September 22, 2010  
**To:** Board of Directors  
**From:** Steven J. Hart, Assistant Fire Chief  
**Subject:** Purchasing Authority per District Ordinance 20

---

Section 5.3 of District Ordinance requires that purchases in excess of \$25,000 have specific approval by the Board of Directors. Tonight's Consent Calendar contains one item requiring such authorization. This item is contained in the C.O.P. budget.

Consent Calendar Item No. 5.4

\$47,014 to Cal-Bay Construction, Inc. for Progress Payment No. 013 for the construction of Annex Storage Building No.36.

# SAN RAMON VALLEY FIRE PROTECTION DISTRICT

## Administration

Phone: 925-838-6600

Fax: 925-838-6629

www.firedepartment.org

**1500 Bollinger Canyon Road  
San Ramon, California 94583**

## Fire Prevention

Phone: 925-838-6680

Fax: 925-838-6609

## MEMORANDUM

**Date:** September 22, 2010  
**To:** Board of Directors  
**From:** Robert Leete, Administrative Services Director  
**Subject:** Property/Liability Insurance – FY 2010-11

---

### Background:

The San Ramon Valley Fire Protection District participates in the Contra Costa County Joint Powers Authority for public liability and property insurance. This JPA is comprised of seven (7) fire districts in Contra Costa County. The JPA charges for the last two fiscal years and the current fiscal year are as follows:

Coverage	FY 09	FY 10	FY 11	\$ +/-	% +/-
Liability	\$105,188	\$72,240	\$62,555	-\$9,685	-13.4%
Property	\$123,740	\$132,386	\$136,255	+\$3,969	+3.0%
Total	\$228,928	\$204,626	\$198,810	-\$5,816	-2.8%

The FY 2010-11 charges represent a 2.8% decrease in property and liability insurance costs (-\$5,816) from the prior fiscal year. The proposed total property and liability insurance expense is within the approved budget for FY 2010-11.

### Recommended Board Action:

Authorize staff to pay \$198,810 to the Contra Costa County JPA for Public Liability and Other Self-Insurance for FY 2010-11.

**SPECIAL ANNOUNCEMENTS/  
PRESENTATIONS/  
GENERAL BUSINESS**

# SAN RAMON VALLEY FIRE PROTECTION DISTRICT

Administration  
Phone: 925-838-6600  
Fax: 925-838-6629  
www.srvfpd.dst.ca.us

1500 Bollinger Canyon Road  
San Ramon, California 94583

Fire Prevention  
Phone: 925-838-6680  
Fax: 925-838-6696

## MEMORANDUM

**Date:** September 22, 2010  
**To:** Board of Directors  
**From:** Fire Prevention Division  
**Subject:** Fire Prevention Week, October 3 - 9, 2010

*"Smoke Alarms: A Sound You Can Live With"* is the theme of Fire Prevention Week 2010. National Fire Protection Association (NFPA) statistics show that working smoke alarms cut the chance of dying in a fire nearly in half. But they must be working properly to do so. The association's data shows that many homes have smoke alarms that aren't working or maintained properly, usually because of missing, disconnected or dead batteries. Roughly two-thirds of all home fire deaths result from fires in homes with no smoke alarms or no working smoke alarms.

From October 3 - 9, fire safety advocates across the country will call to action for households to inspect their homes to ensure that their families have the full smoke alarm protection that is recommended. The San Ramon Valley Fire Prevention Division would like to lend our support by declaring October 3 - 9 as Fire Prevention Week in the San Ramon Valley.

In addition to Fire Prevention Week, we would like to deem the entire month of October "Fire Prevention Month" and celebrate with the following activities:

- The District will partner with the San Ramon Valley Unified School District to put on a District wide coloring contest promoting the Fire Prevention Week theme. One student in each grade level will win a ride to school in a fire truck.
- Posters publicizing the Fire Prevention Week theme will be disseminated to all stations and schools in our District.
- A press release will be sent to local media on the importance of testing smoke alarms at least once a month, replacing batteries every 6 months, and replacing all smoke alarms that are 10 years old.
- Engine visits to all Kindergarten classes. These visits will consist of the "Hug-a-Firefighter" program, a lesson on "Smoke Alarms", and a tour of the fire engine.
- Members of the Fire Prevention Division will participate in two community events to raise awareness and carry forward the *"Smoke Alarms: A Sound You Can Live With!"* theme. The following events will help us get our message out:
  - Carbo Load Dinner – October 9
  - Danville Fall Crafts Fair – October 23 & 24

We are looking forward to another great Fire Prevention Month and hope you will support our efforts.

*San Ramon Valley Fire Protection District*

*FIRE PREVENTION WEEK PROCLAMATION*

- WHEREAS The San Ramon Valley Fire Protection District is committed to ensuring the safety and security of all those living in and visiting our state; and*
- WHEREAS Fire is a serious public safety concern both locally and nationally, and homes are where people are at greatest risk to fire; and*
- WHEREAS Nearly 3,000 people die each years as a result of home fires each year; and*
- WHEREAS Roughly two-thirds of home fire deaths resulted from home fires in which no smoke alarms or no working smoke alarms were present; and*
- WHEREAS Working smoke alarms cut the chance of dying in a reported fire in half; and*
- WHEREAS The National Fire Protection Association recommends at least one smoke alarm on every level of the home (including the basement) outside all sleeping areas, and in all bedrooms; and*
- WHEREAS Informing the public about the importance of smoke alarm installation and maintenance serves an essential step toward increasing the public's safety from home fires; and*
- WHEREAS First responders are dedicated to reducing the occurrence of home fires and home fire deaths and injuries through prevention and proper education; and*
- WHEREAS Residents are responsive to public education measures and are able to take personal responsibility to increase their safety from fire, especially in their homes; and*
- WHEREAS The Fire Prevention Week 2010, October 3-9 theme, "Smoke Alarms: A Sound You Can Live With!" actively works to motivate San Ramon Valley residents to implement smoke alarm recommendations in their homes;*

*We, the Board of Directors of the San Ramon Valley Fire Protection District, do hereby proclaim October 3-9, 2010 as Fire Prevention Week, but proclaim the month of October 2010 as Fire Prevention Month.*

*We urge all people of the San Ramon Valley to protect their homes and families by heeding the potentially life-saving messages of Fire Prevention Week 2010, and to support the many activities and efforts of fire and emergency services.*

*In witness hereof, I hereunto set my hand this twenty-second day of September, the year of two-thousand-ten.*

---

*Roxanne Lindsay, Board President  
San Ramon Valley Fire Protection District*

**OLD BUSINESS**

# SAN RAMON VALLEY FIRE PROTECTION DISTRICT

## Administration

Phone: 925-838-6600  
Fax: 925-838-6629  
www.srvfire.ca.gov

**1500 Bollinger Canyon Road  
San Ramon, California 94583**

## Fire Prevention

Phone: 925-838-6680  
Fax: 925-838-6609

## MEMORANDUM

Date: September 22, 2010

To: Board of Directors

From: Robert Leete, Administrative Services Director

Subject: Property Tax Audit Results

---

### Background:

San Ramon Valley Fire Protection District receives 92% of its annual revenue from property tax related revenue sources. There are approximately 52,000 parcels of land within District boundaries. Given the expanse of the District's service area and numerous jurisdictions that overlap the District, staff recommended that the District hire a consultant to review the accuracy of the Contra Costa County property tax records.

On April 28, 2010, the Board of Directors authorized an agreement with HdL Coren & Cone to review and verify property tax revenues due to the District. The property tax audit was completed in July 2010.

### Results:

The results of the property tax audit found that all parcels within the District on the secured property tax roll were properly attributed to the District. No parcels appeared to be misplaced or in need of corrective action. The District has received property tax revenue for all parcels within the District.



# SAN RAMON VALLEY FIRE PROTECTION DISTRICT

Administration  
Phone: 925-838-6600  
Fax: 925-838-6629  
www.srvfire.ca.gov

1500 Bollinger Canyon Road  
San Ramon, California 94583

Fire Prevention  
Phone: 925-838-6680  
Fax: 925-838-6696

## MEMORANDUM

**Date:** September 22, 2010  
**To:** Board of Directors  
**From:** Richard Price, Fire Chief  
**Subject:** CCCERA Actuarial Valuation Due to Depooling

---

On August 31, 2010 the Segal Company, the actuary for CCCERA released an illustration of the impact on employer contribution rates resulting from the CCCERA board action to depool assets. It shows our District is being overcharged by 6.6% for Safety employees. A 6.6% overpayment, in dollars, is \$1,200,000 annually. In addition, the study shows that we are being overcharged for Non-Safety employees as well.

You will likely recall that we were accused of underpaying by Dan Borenstein which in large part resulted in this depooling vote by the CCCERA Board. His quote, which appeared in a November 1, 2009 column stated:

“If the San Ramon Valley and Moraga-Orinda Fire Districts permit and enable their top officials to egregiously spike their pensions to a quarter-million dollars a year or more, then taxpayers in those regions are going to have to pay for it rather than freeloading on the entire county.”

Kris Hunt, Executive Director of the Contra Costa Taxpayers Association made similar accusations at our August 25, 2009 public hearing on pension reform.

In a letter to CCCERA from our Board of Directors (dated October 20, 2009) we stated, “...express our support of the contemplated actuarial study analyzing the potential change to the current method of cost sharing (pooling) used by CCCERA to determine contribution rates, and the effect on individual agency contributions. As you are aware, the recent Contra Costa Times article by Dan Borenstein infers that the District is not paying its fair share towards such pooled contributions. Although the District Board understands that this is a theoretical argument, we want to be sure that contributions by CCCERA agencies are appropriate for the benefits provided and that no CCCERA agency is negatively impacted by the personnel policies and practices of another agency.”


I attended and spoke at the CCCERA meeting on September 8th where the study results were presented. The CCCERA board voted to provide a review period for the agencies to evaluate the study findings. We have retained Bartel Associates for this purpose. It is unclear at this point how long this overcharging has been occurring.

# MEMO

Date: August 25, 2010

To: Employers,  
Employee Representatives,  
Other Interested Parties

From: Marilyn Leedom, Retirement Chief Executive Officer



Subject: Board Meeting, September 8, 2010

---

In the next week, you will receive the agenda for the Retirement Board meeting on September 8, 2010. Of particular importance, The Segal Company will present the results of the Depooling Study. You're invited to attend this meeting.

At CCCERA's Board of Retirement meeting on October 14, 2009 there was discussion on the current methodology used for pooling assets and liabilities when calculating unfunded liabilities and contribution rates for CCCERA members and employers. At that meeting the Board of Retirement made a motion to move forward towards depooling by separating CCCERA's experience and assets (AAL, UAAL and normal cost) by each employer (with 50 or more employees) separately, commencing with December 31, 2002 valuation and going forward from that date.

The Segal Company, CCCERA's actuary, provided additional information regarding this issue to the Board of Retirement at the January 13, 2010, March 10, 2010 and the May 17, 2010 meetings. At the September 8, 2010 Board meeting The Segal Company will present the results of the Depooling Study.

As previously discussed by the Board, please be assured that no final contribution rates based on depooling will be adopted by the Board until the employers are given a period of time to review the actuarial data and methodology used to create the contribution rates.

We invite you to attend this meeting, ask questions and learn more about this critical subject.





Employees' Retirement Association,  
1355 willow way suite 221 concord ca 94520  
925.521.3960 fax 925.646.5747

RETIREMENT BOARD MEETING  
**FIRST MONTHLY MEETING**

9:00 a.m.

September 8, 2010

Retirement Board Conference Room  
The Willows Office Park  
1355 Willow Way  
Suite 221  
Concord, California

THE RETIREMENT BOARD MAY DISCUSS AND TAKE ACTION ON THE  
FOLLOWING:

1. Pledge of Allegiance.
2. Accept comments from the public.
3. Approve minutes from the August 11, and August 12, 2010 meetings.
4. Routine items for September 8, 2010.
  - a. Approve certifications of membership.
  - b. Approve service and disability allowances.
  - c. Accept disability applications and authorize subpoenas as required.
  - d. Approve death benefits.
5. Presentation from The Segal Company regarding the results of the depooling study.
6. Consider and take possible action on issues regarding depooling.
7. Consider and take possible action regarding recommendation from tax counsel regarding service purchase and service conversion installment contracts on a pre-tax basis.
8. Consider and take possible action on travel policy.
9. Consider and take possible action on Global High Conviction Equity Manager semi-finalist report.
10. Cash flow report for the 6 months ended 6/30/10.
11. Consider and take possible action on the SACRS Proxy Voting Form.

The Retirement Board will provide reasonable accommodations for persons with disabilities planning to attend Board meetings who contact the Retirement Office at least 24 hours before a meeting.

*CLOSED SESSION*

12. The Board will go into closed session under Gov. Code Section 54956.9(b).

*OPEN SESSION*

13. Consider authorizing the attendance of Board and/or staff:
  - a. Fall Conference, SACRS, November 9 – 12, 2010, Universal City, CA.
  - b. Public Fund Boards Forum, December 11 – 14, 2010, San Francisco, CA.
  - c. Fall Conference, CRCEA, October 25 – 27, 2010, San Rafael, CA.
  - d. Client Conference, Invesco, November 2 – 4, 2010, La Jolla, CA (note conflict with Board meeting).
  - e. Client Conference, Progress Investment Management, November 21 – 23, 2010, Irving, TX (note conflict with Board meeting).
14. Miscellaneous
  - a. Staff Report
  - b. Outside Professionals' Report
  - c. Trustees' comments

The Retirement Board will provide reasonable accommodations for persons with disabilities planning to attend Board meetings who contact the Retirement Office at least 24 hours before a meeting.

# SAN RAMON VALLEY FIRE PROTECTION DISTRICT

Administration  
Phone: 925-838-6600  
Fax: 925-838-6629  
www.srvfire.ca.gov

**1500 Bollinger Canyon Road  
San Ramon, California 94583**

Fire Prevention  
Inspections: 925-838-6680  
Phone: 925-838-6600  
Fax: 925-838-6696

October 20, 2009

Marilyn Leedom, Retirement Chief Executive Officer  
Contra Costa County Employees' Retirement Association  
1355 Willow Way, Suite 221  
Concord, CA 94520

Dear Marilyn:

On behalf of the Board of Directors of the San Ramon Valley Fire Protection District, I would like to express our support of the contemplated actuarial study analyzing the potential change to the current method of cost sharing (pooling) used by CCCERA to determine contribution rates, and the effect on individual agency contributions. As you are aware, the recent Contra Costa Times article by Dan Borenstein infers that the District is not paying its fair share towards such pooled contributions.

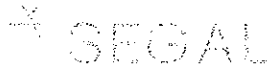
Although the District Board understands that this is a theoretical argument, we want to be sure that contributions by CCCERA agencies are appropriate for the benefits provided and that no CCCERA agency is negatively impacted by the personnel policies and practices of another agency.

Please let me know if you have questions or concerns.

Sincerely,



Nick Dickson, President of the Board  
San Ramon Valley Fire Protection District



THE SEGAL COMPANY  
100 Montgomery Street, Suite 500 San Francisco, CA 94104-4308  
T 415.263.8273 F 415.263.8290 www.segalco.com

Paul Angelo, FRU, FIAA, FCO  
Senior Vice President, Actuary  
pangelo@segalco.com

August 31, 2010

Ms. Marilyn Leedom  
Chief Executive Officer  
Contra Costa County Employees' Retirement Association  
1355 Willow Way, Suite 221  
Concord, CA 94520

**Re: Contra Costa County Employees' Retirement Association  
Illustration of Impact on Employer Contribution Rates from December 31, 2008  
Actuarial Valuation Due to Depooling – Updated to Reflect New Data**

Dear Marilyn:

This letter provides an illustration of the impact on employer contribution rates resulting from the Board's action to depool CCCERA's assets, Actuarial Accrued Liabilities (AAL) and Normal Cost by employer. Appendix I shows the current cost groups analyzed, the employers included in each cost group and the active counts as of December 31, 2008, while Appendix II shows the employer contribution rates from the December 31, 2008 actuarial valuation both before and after depooling. The rest of this letter contains background information on the action taken by the Board and how the illustrative employer contribution rates after depooling have been determined.

In January 2010 we had previously provided the impact on only the General contribution rates. At that time we did not include the Safety contribution rates due to the prior inclusion of various fire districts data in County payroll. This letter now contains the updated impact on the General contribution rates as well as the impact on Safety contribution rates. All results reflect revised data received from the Retirement Association.

In particular, this revised data is based on the Retirement Association verifying last employer and tier codes for virtually all members who received a benefit payment at any time during the period from January 1, 2003 through December 31, 2008 and active members as of December 31, 2009. We have used each member's last known employer and tier code to allocate liabilities and benefit payments throughout this period.

Offices throughout the United States and Canada



Founding Member of the Multinational Group of Actuaries and Consultants, a global affiliation of independent firms

## Background

At its October 14, 2009 meeting, the Board took action to depool CCCERA's assets, AAL and Normal Cost by employer for determining employer contribution rates. However, the smaller employers (those with less than 50 active members) will be pooled with the applicable County tier.

Due to a statutory requirement, the Superior Court will continue to be pooled with the County regardless of how many members the Court has.

The three employers that terminated participation with CCCERA in the last decade and still have nonactive members in CCCERA were pooled with the applicable County tier. These employers are subject to additional contributions depending on their funded status that is measured every three years. Overall, there is little impact on employer contribution rates either way (pooled or not pooled) due to the small size of the assets and liabilities associated with these employers. In the future, consideration could be given to including these employers in their own cost group.

Appendix I shows the resulting twelve cost groups and the employers included in each cost group, along with the active member counts as of December 31, 2008.

The Board action also included a retroactive application of the depooling back to December 31, 2002. This retroactive approach would not involve recalculation of employer rates prior to December 31, 2008. However, it would involve reflecting the separate experience of the employers in each individual cost group back to December 31, 2002.

Note that in these calculations we have used an implementation date of December 31, 2008 to illustrate the effect of this depooling as if it were implemented on that date, on a retroactive basis. In practice, the implementation date will be December 31, 2009, so as to avoid changing the rates that were already adopted based on the already completed December 31, 2008 valuation. The first actual employer rates affected by depooling would be those in the December 31, 2009 valuation.

There were also two specific cost sharing adjustments that will be removed as of the implementation date of December 31, 2009. These adjustments are for General Tier 1 and Safety Tier A as follows:

- Non-enhanced General Tier 1 and Non-enhanced Safety Tier A members shared their combined member COLA normal costs in proportion to their basic member contribution rates.
- General Tier 1 and Safety Tier A employers shared COLA normal cost in the same way that member COLA contributions are shared (i.e., by allocating COLA normal costs in proportion to basic normal costs). These costs were shared equally among member classifications with comparable benefit levels (i.e., enhanced versus non-enhanced).

Note that the first adjustment affects member contribution rates and has not been determined as part of this study. However, this will only impact the fewer than 30 active members that are in either Non-enhanced General Tier 1 or Non-enhanced Safety Tier A.

### **Closed Cost Groups and Pooling of Unfunded Actuarial Accrued Liability (UAAL)**

There are two cost groups that currently have active members, but are generally closed to new members. As listed in Appendix I, these are cost groups number 1 (County General Tier 1 Enhanced) and number 7 (County Safety Tier A Enhanced).

If the UAAL for these two cost groups is not pooled with another cost group that is open to new active members then the UAAL rate for these generally closed cost groups would increase substantially in future years. This is because the UAAL for CCCERA is amortized as a level percent of payroll and the payroll growth for the generally closed cost group would be less than the payroll growth assumption (currently 4.25%).

For County General Tier 1 Enhanced this would ultimately lead to large UAAL rates being borne by the very small district employers in that Tier. This is due to the payroll growth issue mentioned above caused by the closed group nature of the County in Tier 1. However, the small district employers in that tier still continue to add new active members and eventually will represent the bulk of the active members in that tier. Combining this with the large retired member liability in that tier that is mostly from former County employees leads to the impractical result that the small district employers would bear the potential impact of the volatility in rates associated with the large County retiree liability.

In order to avoid associating a large County retiree liability with the small district payroll, we have pooled the UAAL for County General Tier 1 Enhanced and County General Tier 3 Enhanced (cost groups 1 and 2) in the determination of the employer contribution rates (in the after depooling scenario). Normal Cost rates for these cost groups will not be pooled since they will not be affected as much by the issues mentioned above.

Note that the benefit formulas for General Tier 1 Enhanced and General Tier 3 Enhanced differ only because of the disability benefit paid. Therefore, there will be a small amount of cross-subsidization occurring because of this pooling.

For County Safety Tier A Enhanced, there are few new active members entering this tier. Both this cost group and the County Safety Tier C cost group only have the County as an employer. Therefore, in order to produce more stable UAAL rates for the County Safety Tier A Enhanced cost group, we have pooled the UAAL for County Safety Tier A Enhanced and County Safety Tier C Enhanced (cost groups 7 and 9). Normal Cost rates for those cost groups will not be pooled.



There are some substantial differences between the Safety Tier A Enhanced and Safety Tier C Enhanced benefits, such as the period over which final average salaries are determined and the COLA. However, since the County is the only employer in these two cost groups, they will be the only employer affected by this particular pooling.

### **Process Used in Determining Illustrative Employer Contribution Rates (After Depooling)**

There are three key stages in the process used to determine the illustrative employer contribution rates as of December 31, 2008 after depooling. Those stages are as follows:

- Initial allocation of assets by employer at December 31, 2002
- Roll forward of assets for each employer from December 31, 2002 through December 31, 2008
- Calculation of illustrative employer contribution rates at December 31, 2008

Information on each of the stages is described below.

#### **Initial Allocation of Assets by Employer at December 31, 2002**

To determine the initial allocation of assets for each employer as of December 31, 2002 we had to first determine the December 31, 2002 liabilities as of that date for every employer. This allocation was based on the member's last employer and tier code. In addition, this required obtaining data from the Retirement Association that denotes the employer for each retired member as this data did not exist in the original December 31, 2002 data used for that valuation.

We then used our valuation software to determine liabilities for each employer as of December 31, 2002 in a manner consistent with the liabilities determined in the December 31, 2002 actuarial valuation. Once the December 31, 2002 liabilities by employer were determined, we then allocated enough assets to each cost group in such a way as to result in the same UAAL contribution rate that was already determined in the December 31, 2002 valuation for every employer.

#### **Roll forward of assets for each employer from December 31, 2002 through December 31, 2008**

The assets that were allocated to each employer at December 31, 2002 were then "rolled forward" by adding in contributions and allocated investment income and subtracting benefit payments. This was done on an annual basis for the 2003 through 2008 calendar years.

The contribution and benefit payment information was provided by the Retirement Association and accepted by Segal without audit. Benefit payments were allocated based on each member's last employer and tier code.

### **Calculation of employer contribution rates at December 31, 2008**

The assets as of December 31, 2008 for each employer were then combined into the twelve cost groups. Liabilities as of the same date were also separated into the twelve cost groups based on the actual current members in each group.

Employer contribution rates were then calculated for each cost group following substantially the same process used in the annual actuarial valuation. Any change in the December 31, 2008 UAAL due to depooling was amortized over 18 years.

Please note that district contribution rates still reflect the fact that they did not issue pension obligation bonds (POBs) when the County did. The contribution rates for the Moraga-Orinda Fire District or the Contra Costa County Fire Protection District also reflect any POBs or special contributions that were deposited in prior years by those employers.

### **Summary of Results**

Appendix II shows the employer contribution rate from the December 31, 2008 actuarial valuation and the illustrative employer contribution rate determined on the same valuation date after depooling. The rates are shown for each employer in CCCERA.

As noted above, in these calculations we have used an implementation date of December 31, 2008 to illustrate the effect of this depooling as if it were implemented on that date, on a retroactive basis. In practice the implementation date will be December 31, 2009, so as to avoid changing the rates that were already adopted based on the already completed December 31, 2008 valuation.

It is important to note that the results of depooling depend critically on the employer by employer contribution and benefit payment data, and on the employer by employer member data reported to us.

The results shown in Appendix II can be used to estimate the impact that depooling will have once it is implemented in the December 31, 2009 actuarial valuation. However, the actual impact of depooling will not be known until it is implemented in that actuarial valuation.


**Note that this “retroactive” approach did not require or involve recalculation of employer rates prior to December 31, 2008.** Only employer contribution rates on and after the implementation date would be affected, but now those rates would reflect the separate experience of the cost groups back to December 31, 2002.

Ms. Marilyn Leedom  
August 31, 2010  
Page 6

These calculations were based on the December 31, 2002 and 2008 actuarial valuations for CCCERA, member data as of December 31, 2002, 2008 and 2009 provided by CCCERA and contribution and benefit payment information from January 1, 2003 through December 31, 2008 that was also provided by CCCERA. The December 31, 2008 actuarial valuation and these calculations were completed under the supervision of John Monroe, ASA, MAAA, Enrolled Actuary.

If there is any additional information you require, please let us know.

Sincerely,



Paul Angelo

JZM/kek  
Enclosures

**APPENDIX I**

**Summary of Cost Groups and Employers**

**GENERAL**

<b>Cost Group</b>	<b>Code</b>	<b>Employer Name</b>	<b>Benefit Structure</b>	<b>Number of Active Members as of December 31, 2008</b>
(1)	N/A	County General	Tier 1 Enhanced	430
	0356	Local Agency Formation Commission	Tier 1 Enhanced	2
	3301	CC Mosquito and Vector Control District	Tier 1 Enhanced	5
	3770	Bethel Island,Municipal District	Tier 1 Enhanced	3
	4181	First 5 - Children & Families Commission	Tier 1 Enhanced	16
	4980	Contra Costa County Employees' Retirement Association	Tier 1 Enhanced	39
	9500	Superior Court	Tier 1 Enhanced	35
	7060	East Contra Costa Fire Protection District	Tier 1 Enhanced	2
	7274	Moraga-Orinda Fire District	Tier 1 Enhanced	7
	7800	Rodeo-Hercules Fire Protection District	Tier 1 Enhanced	1
	7830	San Ramon Valley Fire District	Tier 1 Enhanced	29
(2)	N/A	County General	Tier 3 Enhanced	6,356
	0508	In-Home Supportive Services Authority	Tier 3 Enhanced	13
	3301	Contra Costa Mosquito and Vector Control District	Tier 3 Enhanced	32
	9500	Superior Court	Tier 3 Enhanced	383
(3)	3406	Central Contra Costa Sanitary District	Tier 1 Enhanced	265
(4)	9990	Contra Costa Housing Authority	Tier 1 Enhanced	94
(5)	7300	Contra Costa County Fire Protection District	Tier 1 Enhanced	59
(6)	3414	Rodeo Sanitary District	Tier 1 Non-Enhanced	8
	3603	Byron Brentwood Cemetery	Tier 1 Non-Enhanced	4

## APPENDIX I

### Summary of Cost Groups and Employers (continued)

#### SAFETY

Cost Group	Code	Employer Name	Benefit Structure	Number of Active Members as of December 31, 2008
(7)	N/A	County Safety	Tier A Enhanced	940
(8)	7300	Contra Costa County Fire Protection District	Tier A Enhanced	296
	7060	East Contra Costa Fire Protection District	Tier A Enhanced	50*
(9)	N/A	County Safety	Tier C Enhanced (Deputy Sheriff new hires)	76
(10)	7274	Moraga-Orinda Fire District	Tier A Enhanced	66
(11)	7830	San Ramon Valley Fire District	Tier A Enhanced	154
(12)	7800	Rodeo-Hercules Fire Protection District	Tier A Non-Enhanced	20

\* *It is our understanding that two of these members retired in early 2009 and there are 48 active members at this employer as of December 31, 2009.*

**APPENDIX II**

**Summary of Employer Contribution Rates from December 31, 2008 Actuarial Valuation  
Before and After Depooling**

**GENERAL**

<b>Cost Group</b>	<b>Employer Name</b>	<b>Employer Contribution Rate Before Depooling</b>	<b>Employer Contribution Rate After Depooling</b>	<b>Change in Employer Contribution Rate</b>
(1)	County General (Tier 1 Enhanced)	23.21%	22.08%	-1.13%
	Local Agency Formation Commission	30.94%	30.33%	-0.61%
	Contra Costa Mosquito and Vector Control District	30.94%	30.33%	-0.61%
	Bethel Island Municipal District	30.94%	30.33%	-0.61%
	First 5 - Children & Families Commission	30.94%	30.33%	-0.61%
	Contra Costa County Employees' Retirement Association	30.94%	30.33%	-0.61%
	Superior Court	23.21%	22.08%	-1.13%
	East Contra Costa Fire Protection District	30.94%	30.33%	-0.61%
	Moraga-Orinda Fire District	19.27%	18.66%	-0.61%
	Rodeo-Hercules Fire Protection District	30.94%	30.33%	-0.61%
San Ramon Valley Fire District	30.94%	30.33%	-0.61%	
(2)	County General (Tier 3 Enhanced)	20.90%	20.67%	-0.23%
	In-Home Supportive Services Authority	29.10%	28.92%	-0.18%
	Contra Costa Mosquito and Vector Control District	29.10%	28.92%	-0.18%
	Superior Court	20.90%	20.67%	-0.23%
(3)	Central Contra Costa Sanitary District	30.94%	35.81%	+4.87%
(4)	Contra Costa Housing Authority	30.94%	32.17%	+1.23%
(5)	Contra Costa County Fire Protection District	13.90%	16.82%	+2.92%
(6)	Rodeo Sanitary District	30.64%	22.38%	-8.26%
	Byron Brentwood Cemetery	30.64%	22.38%	-8.26%

**APPENDIX II**

**Summary of Employer Contribution Rates from December 31, 2008 Actuarial Valuation  
Before and After Depooling (continued)**

**SAFETY**

<b>Cost Group</b>	<b>Employer Name</b>	<b>Employer Contribution Rate Before Depooling</b>	<b>Employer Contribution Rate After Depooling</b>	<b>Change in Employer Contribution Rate</b>
(7)	County Safety (Tier A Enhanced)	42.80%	44.90%	+2.10%
(8)	Contra Costa County Fire Protection District	25.33%	27.17%	+1.84%
	East Contra Costa Fire Protection District	58.55%	60.54%	+1.99%
(9)	County Safety (Tier C Enhanced)	36.72%	38.61%	+1.89%
(10)	Moraga-Orinda Fire District	26.87%	27.27%	+0.40%
(11)	San Ramon Valley Fire District	58.55%	51.95%	-6.60%
(12)	Rodeo-Hercules Fire Protection District	37.41%	35.54%	-1.87%

# **NEW BUSINESS**



# SAN RAMON VALLEY FIRE PROTECTION DISTRICT

Administration  
Phone: 925-838-6600  
Fax: 925-838-6629  
[www.srvfire.ca.gov](http://www.srvfire.ca.gov)

**1500 Bollinger Canyon Road  
San Ramon, California 94583**

Fire Prevention  
Phone: 925-838-6611  
Fax: 925-838-6696

## MEMORANDUM

**Date:** September 22, 2010  
**To:** Board of Directors  
**From:** Christina Jamison, Fire Marshal  
**Subject:** Resolution of Confirmation 2010-05

---

The attached Resolution 2010-05 establishes, with the Contra Costa County Records Office, the assessment to property taxes (pursuant to Health & Safety Code, Article 2, Section 14910/12) in the form of liens.

This Resolution covers properties abated by the District for the period after July 1, 2010. During this period the District abated three properties as evidenced in the attachment to Resolution 2010-05. These properties, being duly noticed of the District Hazard Abatement Standards and subsequently inspected for compliance, were not in compliance with said standards.

Work orders for the abatement of these properties were issued after established procedural steps were taken to notify the property owners. Property owners are listed in the Contra Costa County Assessors Property Owner Database, maintained and updated by Fire Prevention staff.

WHEN RECORDED RETURN TO:

San Ramon Valley Fire Protection District  
1500 Bollinger Canyon Road  
San Ramon, CA 94583

BOARD OF FIRE DIRECTORS  
SAN RAMON VALLEY FIRE PROTECTION DISTRICT

In the Matter of Receiving	)	
and Considering the Abatement	)	RESOLUTION OF CONFIRMATION
Report on Abatement Costs	)	(Health & Safety Code §14912)
Incurred by the San Ramon Valley	)	RESOLUTION NO – 2010-05
Fire Protection District	)	

The Board of Fire Director(s) of the San Ramon Valley Fire Protection District RESOLVES THAT:

Pursuant to the Health & Safety Code, Article 2, Section §14910/12, the San Ramon Valley Fire Protection District has duly noticed and fixed 7:00 p.m. on September 22, 2010, as the time for this Board to receive and consider the report of costs incurred by the San Ramon Valley Fire Protection District for abating the nuisance in front of or on each separate parcel of land identified on Exhibit "A" (Abatement Report on Abatement Costs Incurred by the San Ramon Valley Fire Protection District on or before September 1, 2010 attached hereto and by this reference incorporated herein, and for hearing any objections of any of the property owners liable to be assessed for said work of abatement.)

Upon receiving the Abatement Report on abatement costs incurred by the San Ramon Valley Fire Protection District on or before September 1, 2010 and hearing all objections of property owners and

On Motion by Director \_\_\_\_\_, seconded by Director \_\_\_\_\_, this Board does hereby order said Abatement Report confirmed and further orders that said abatement costs as confirmed shall constitute special assessments against the respective parcels of land identified in said Abatement Report and are a lien on the property for the amount of respective assessments.

The Chief of the San Ramon Valley Fire Protection District is hereby directed to record a certified copy of this resolution with the County Recorder pursuant to Health & Safety Code §14912. After the posting as required by law, the adoption of the assessment will not be effective until September 30, 2010.

The foregoing order was passed by the following vote:

AYES:

NOES:

ABSTAIN:

ABSENT:

I hereby certify that the foregoing is a true and correct copy of an order entered on the minutes of the Board of Directors on the above date.

DATED: \_\_\_\_\_ BY: \_\_\_\_\_  
Richard Price, Chief, San Ramon Valley Fire Protection District



# San Ramon Valley Fire Protection District

## EXHIBIT A

925.838.6600 [www.firedepartment.org](http://www.firedepartment.org)

### Tax Levy Report 09/08/10

APN	Owner	Site Address	Mailing Address	First Column	Parcel Number	Levy Code	Fund	Revenue	Levy Amount
1 193-080-016-2	Vinh Truong and Uyen Tran	273 Las Quebradas Lane, Alamo, CA 94507	273 Las Quebradas Lane, Alamo, CA 94507	A	193-080-016-2	FP	3005	9891 \$	493.00
2 210-016-008-3	Gallegos Shawn M & Maria	2394 Saddleback Drive, Danville, CA 94526	616 Pasa Tiempo Ct, Pleasant Hill, CA 94523	A	210-016-008-3	FP	3005	9891 \$	3,157.00
3 220-100-014-4	Nasser Saida	4975 Camino Tassajara, Danville, CA 94526	2870 Ascot Drive, San Ramon, CA 94583	A	220-100-014-4	FP	3005	9891 \$	3,490.00
<b>TOTAL</b>								<b>\$</b>	<b>7,140.00</b>

# SAN RAMON VALLEY FIRE PROTECTION DISTRICT

## Administration

Phone: 925-838-6600  
Fax: 925-838-6629  
www.firedepartment.org

**1500 Bollinger Canyon Road  
San Ramon, California 94583**

## Fire Prevention

Phone: 925-838-6680  
Fax: 925-838-6609

## MEMORANDUM

**Date:** September 22, 2010  
**To:** Board of Directors  
**From:** Robert Leete, Administrative Services Director  
**Subject:** Appropriations Limit for FY 2010-11

---

### Background:

Each year the Board of Directors is required (Section 7910 of the Government Code) to establish an appropriations limit for the District. In accordance with the calculation formula established in the Governmental Code, the San Ramon Valley Fire Protection District appropriations limit for FY 2010-11 is \$97,679,488.

### Recommended Action:

Staff recommends the adoption of Resolution No. 2010-06 setting the appropriations limit for FY 2010-11 at \$97,679,488.

**RESOLUTION NO. 2010-06**

**APPROPRIATIONS LIMIT FOR 2010-2011**

**WHEREAS**, Section 7910 of the Government Code requires that each year the governing body of each local jurisdiction shall establish an appropriations limit for such jurisdiction pursuant to Article XIII-B; and

**WHEREAS**, the San Ramon Valley Fire Protection District Board of Directors on August 25, 2009, adopted by resolution an appropriations limit for fiscal year 2009/2010 of \$94,422,954; and

**WHEREAS**, the Department of Finance, State of California, has determined the San Ramon Valley Fire Protection District percentage change in population and per capita personal income for fiscal year 2009/2010; and

**WHEREAS**, the Contra Costa County Assessor has determined the percentage of change for local non-residential new construction for fiscal year 2009/2010; and

**WHEREAS**, the San Ramon Valley Fire Protection District has calculated the Appropriations Limit using the change factors most advantageous in each particular year as permitted by Article XIII-B of the California Constitution;

**THEREFORE**, be it resolved by the San Ramon Valley Fire Protection District Board of Directors that the following percentage change over the prior year has been selected and appropriations limit established for the San Ramon Valley Fire Protection District.

<u>Fiscal Year</u>	<u>Population/Local Non-Residential New Construction Change</u>	<u>Appropriations Limit</u>
2010-2011	1.0345%	\$97,679,488

I hereby certify that the foregoing is a true and correct copy of Resolution No. 2010-06 adopted by the Board of Directors of the San Ramon Valley Fire Protection District on September 22, 2010, with the following roll call vote:

**Ayes:**

**Noes:**

**Absent:**

**Abstain:**

**Dated:** \_\_\_\_\_

\_\_\_\_\_  
Susan F. Brooks, District Clerk  
San Ramon Valley Fire Protection District

# SAN RAMON VALLEY FIRE PROTECTION DISTRICT

Administration  
Phone: 925-838-6600  
Fax: 925-838-6629  
www.srvfire.ca.gov

1500 Bollinger Canyon Road  
San Ramon, California 94583

Fire Prevention  
Phone: 925-838-6680  
Fax: 925-838-6696

## MEMORANDUM

**Date:** September 22, 2010  
**To:** Board of Directors  
**From:** Richard Price, Fire Chief  
**Subject:** EBRCSA Financing Proposal

---

### Background:

The East Bay Regional Communications System Authority (EBRCSA) was created in 2007 as a Joint Powers Authority (JPA) to own, build and operate a state-of-the-art P-25 compliant communications system for the public agencies within Alameda and Contra Costa counties. There are currently 36 member agencies, including the San Ramon Valley Fire Protection District. The EBRCSA Board of Directors is made up of 23 representatives consisting of elected officials, police chiefs, fire chiefs, and city managers who are responsible for the overall development, operations and funding of the system.

Representatives from both counties have been working together for three years using Homeland Security grants funds from the Bay Area Super Urban Area Security Initiative (SUASI), Urban Area Security Initiative (UASI), State Homeland Security (SHSGP) grant programs and COPS grants to fund the infrastructure build. The infrastructure is currently stated to cost \$70 million. To date, the EBRCSA has secured close to \$39 million in grants to build out the infrastructure.

### Current Situation:

EBRCSA staff currently estimates that the remaining cost to complete the infrastructure build-out to be approximately \$31 million (the original plan to fund the infrastructure completely through grants was unsuccessful). The revised strategy is to finance \$17M (as described in the attached EBRCSA document) and hope for continued grant success for the remaining \$14M.

### Recommendation:

1. Staff recommends that the District pay its share of infrastructure costs in a lump sum of \$347,625 and not participate in the proposed bond issuance. The District has reserved \$500,000 in the FY10/11 budget for this purpose.
2. Staff recommends this payment be made upon successful bond closing and transfer of bond proceeds to EBRCSA.
3. Staff requests authorization to amend the FY10/11 budget expenditures consistent with this recommendation.



**East Bay Regional  
Communications  
System Authority**



Participating agencies include Alameda and Contra Costa Counties and the following cities and special districts: Alameda, Albany, Antecoh, Brentwood, Clayton, Concord, Danville, Dublin, El Cerrito, Emeryville, Fremont, Hayward, Hercules, Lafayette, Livermore, Martinez, Moraga, Newark, Oakley, Pinole, Pittsburg, Pleasant Hill, Pleasanton, Richmond, San Leandro, San Pablo, San Ramon, Union City, Walnut Creek, East Bay Regional Park District, Kensington Police Community Services District, Rodco-Hercules Fire Protection District, San Ramon Fire Protection District, and the University of California, Berkeley.

**Financing Overview**  
for the San Ramon Valley Fire Protection District  
September 14, 2010

Presented by:

William J. McCammon, Executive Director  
East Bay Regional Communications System Authority

## EBRCSA Joint Powers Authority

- The EBRCSA was formed on September 11, 2007
  
- There are currently 36 member agencies including:
  - Alameda and Contra Costa counties
  - 18 of the 19 cities in Contra Costa County
  - 11 of the 14 cities in Alameda County
  - 4 Special districts
  - University of California
  
- 23 member Board of Directors, Operations and Finance Committees all with equal representation from each county

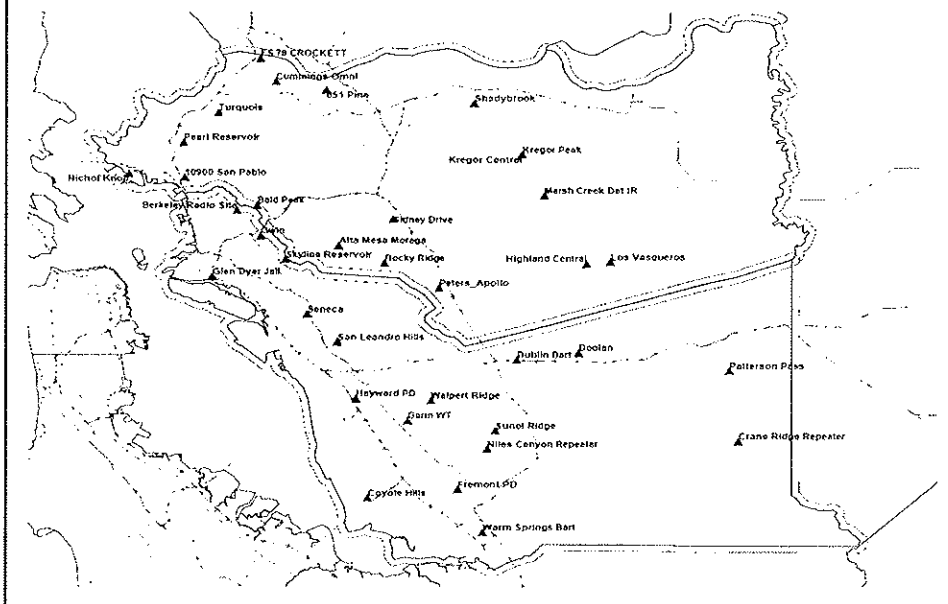
# EBRCSA Board of Directors

The Board of Directors has 23 members made up of equal representation from both counties.

- |  |                               |
|--|-------------------------------|
| (2) Police Chiefs Association*               | (1) Alameda County (CAO)      |
| (2) County Fire Chiefs Assn*                 | (1) Contra Costa County (CAO) |
| (1) Special District                         | (2) County Sheriff            |
| (3) City Managers Contra Costa County**      |                               |
| (3) City Managers Alameda County**           |                               |
| (3) Elected Officials Alameda County***      |                               |
| (3) Elected Officials Contra Costa County*** |                               |
| (2) Board of Supervisors*                    |                               |

\*one representative from Contra Costa and one from Alameda  
\*\*selection to be determined by each County's City Managers Association  
\*\*\* selection to be determined by the Mayor's conference of each County

## EBRCSA Site Locations





## CTA Recommended System Design

Cell	Repeater Channels		Standalone Channels	
	Sites		Sites	
ALCO Northwest	4	16	1	4
ALCO Southwest	7	12	1	5
ALCO East	4	10	1	4
CCCO West	4	10	1	5
CCCO Central	8	10		
CCCO East	3	7	2	3-4

## Grant Funds/Match Dedicated to the EBRCSA

Year	Source	Oakland	ALCO	COCO	Total
2004	UASI	5,400,000			5,400,000
2004	SHSGP		5,519,819	223,293	5,743,112
2005	UASI		1,347,694	737,732	2,085,426
2005	SHSGP		0	309,294	309,294
2006	SUASI		2,150,000	1,000,000	3,150,000
2006	SHSGP		1,842,866	828,899	2,671,765
2007	SUASI		645,425	551,425	1,196,850
2007	SHSGP		1,200,000	831,000	2,031,000
2008	*COPS		500,000	1,500,000	2,000,000
2008	Earmark				808,000
2008	SUASI		511,000	511,000	1,022,000
2008	*PSIC				3,889,498
2008	SHSGP		1,358,767	850,000	2,208,767
2008	Local Match				1,004,198
2009	Earmark				1,170,000
2009	SHSGP		1,000,000	1,164,000	2,164,000
2010	Earmark				<u>1,050,000</u>
				<b>Total</b>	<b>\$38,965,910</b>

\* Requires local match

## User Fees

- Users fees will be based on the number of users on the system, and will cover debt service, and main./ops.
- Agencies are already paying to operate and maintain existing systems. The user fee will replace those costs
- Users will have an option of paying the debt service portion of the fee in one lump sum prior to County debt issuance.
- As additional agencies join they will pay a \$200/radio upfront fee, that will be applied towards a reserve for system upgrades/replacement. All users will pay the same total fee per radio

## User Fees

### **Financing \$17,000,000**

User Count	12,900	12,325	12,000	11,000
Buyout per radio	1,320	1,380	1,416	1,545
Ops./Main.	24.87	26.03	26.74	29.17
Debt Service	<u>13.35</u>	<u>13.97</u>	<u>14.35</u>	<u>15.65</u>
Total Monthly	38.22	40.00	41.09	44.82

Yearly Debt Service \$2,066,000\*    Yearly Main./Ops. \$3,850,900

\* Preliminary, subject to change based on actual financing costs. Project size may be adjusted based on financing costs

## EBRCSA Funding

System Cost	\$69,952,910
Grants received to date	<u>38,965,910</u>
Cost to Complete	30,987,000
Projected Grants	<u>13,987,000</u>
Amount to finance	<b>\$17,000,000</b>

- The EBRCSA Finance Committee and county staffs have been working to develop the strategy to fund the financed amount

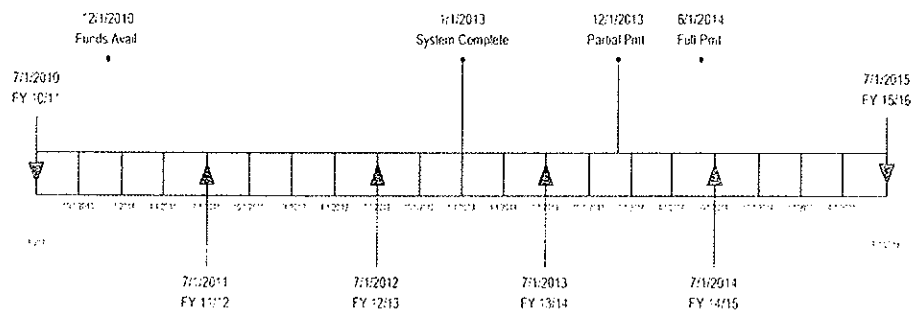
## Financing Strategy

- Alameda and Contra Costa are each in the process of issuing debt including a combination of Economic Recovery Zone and Build America Bonds (ARRA programs)
- ARRA debt must be issued before the end of 2010
- Counties will include EBRSCA project within their financings and will secure the financing
- The counties have agreed to an approx. 60/40 split based on number of radios (Alameda \$10,200,000; Contra Costa \$6,800,000)
- The EBRCSA will agree to repay the Counties' debt using the user fees collected from system users and will issue a "Bonds" to the counties
- First user payments will be made in FY13/14

# Financing Benefits

- There are significant benefits in having the Counties issue debt on behalf of EBRCSA:
  - Counties can obtain a lower interest rate
  - Lower costs of issuance
  - Expedites EBRCSA project funding
  - County debt will have a better credit rating than EBRCSA
- User agencies will not have to meet FCC narrow banding requirements as the Project will be available before the 2013 deadline.

# EBRCSA Timeline



## Next Steps

- o September 23-Users indicate if they are participating in financing or pre-paying
- o September 23-Users commit to participate
- o October 19-Alameda County approves bond documents
- o October 19-Contra Costa approves bond documents
- o October 22- EBRCSA Approves bond documents
- o October-Bonds issued. Funds available in November

## *Questions?*

*Find the answers at:*

*[ebrcsa.org](http://ebrcsa.org)*

# CORRESPONDENCE



**save MOUNT DIABLO**

September 7, 2010

**Board of Directors**

Malcolm Sproul  
**President**

Amara Morrison  
**Secretary**

Frank Varenchik  
**Treasurer**

Burt Bassler  
Arthur Bonwell  
Charla Gabert  
John Gallagher  
Claudia Hein  
Scott Hein  
David Husted  
Doug Knauer  
David Sargent  
David Trotter  
**Directors**

**Staff**

Ronald Brown  
**Executive Director**

Seth Adams  
**Director, Land Programs**

Julie Seelen  
**Development Director**

Monica E. Oei  
**Finance & Admin. Manager**

**Mailing Address**

1901 Olympic Blvd., # 220  
Walnut Creek, CA 94596  
Tel: (925) 947-3535  
Fax: (925) 947-0642

**Website**

[www.savemountdiablo.org](http://www.savemountdiablo.org)

**Founders**

Arthur Bonwell  
Mary L. Bowerman

Richard Price  
Fire Chief  
San Ramon Valley Fire Protection District  
1500 Bollinger Canyon Road  
San Ramon CA 94583

Dear Richard,


On behalf of the Board of Directors of Save Mount Diablo, I would like to thank you for donating the services of your fire as well as communications team as in-kind sponsorship for Save Mount Diablo's Moonlight on the Mountain held on August 28, 2010. We could not have put on the event without their great service.

This unique event raised more than \$250,000 this year. With these funds, we are able to continue our work towards the preservation of the natural lands surrounding Mount Diablo, protecting its wildlife, preserving its scenic integrity, and providing recreational access and educational opportunities to our community.

Your partnership supports all of these programs. We appreciate your support and look forward to your active involvement in the coming year.

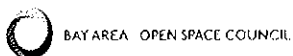
Thank you for caring.

Sincerely,

  
Ron Brown  
Executive Director

*Thanks for your continued support of our work + your continued protection of our community.*

**Proud member of**



- Your contribution is tax deductible to the fullest extent allowed by law.
- Save Mount Diablo's Tax Identification Number is 94-2681735.

**From:** "Mercier, Craig OS2"  
<[Craig.D.Mercier@uscg.mil](mailto:Craig.D.Mercier@uscg.mil)>  
**Date:** September 15, 2010 20:46:19 PDT  
**To:** "Duncan, Phillip"  
<[pduncan@srvfire.ca.gov](mailto:pduncan@srvfire.ca.gov)>  
**Subject:** Website Feedback

Sir,


I am not sure who the webmaster is for your website but I want to compliment your fire district with having one of the best websites published by a fire department that I have ever seen. The detail and amount of information provided can easily allow a citizen like me to gain an understanding of the job you do along with learning your capabilities. Great job.

V/R,

-----  
OS2 Craig Mercier  
Sector Southeastern New England  
Communications Unit  
1 Little Harbor Rd.  
Woods Hole, MA 02543  
Phone: 508-457-3214  
Fax: 508-457-3313  
Email: [craig.d.mercier@uscg.mil](mailto:craig.d.mercier@uscg.mil)  
-----



U.S. SAFETY & ENGINEERING CORP.



September 8, 2010

Richard Price, Fire Chief  
San Ramon Valley Fire Protection District  
1500 Bollinger Canyon Road  
San Ramon, CA 94583

Dear Chief Price:

Congratulations to you and your department for being a finalist in the prestigious IAFC Excellence Award Program. You have become a part of a very elite group of International Winners.

Winning programs like yours will be shared by other fire departments around the world, so your work will have reaching impact on many for years to come.

Enclosed is your Grant Check in the amount of \$500.00. On behalf of the IAFC, Chief Ronny Coleman and myself, we congratulate you for making the extra effort to achieve this major milestone Award for Excellence.

Cordially,

Wayne Boyd  
President, U.S. Safety & Engineering

HOLD DOCUMENT UP TO THE LIGHT TO VIEW TRUE WATERMARK



CASHIER'S CHECK

Remitter U.S. SAFETY & ENGINEERING CORP.

Date 09/08/2010

9057902702 25-3 440

HOLD DOCUMENT UP TO THE LIGHT TO VIEW TRUE WATERMARK

282111107 NEW 01/08 8810004306

Pay: FIVE HUNDRED DOLLARS AND 00 CENTS

Pay To The Order Of SAN RAMON VALLEY FIRE PROTECTION DIST.

\$ \*\*\*\*\*500.00 \*\*\*

Drawer: JPMORGAN CHASE BANK, N.A.  
Senior Vice President  
*Michael Anderson*  
JPMorgan Chase Bank, N.A.  
Columbus, OH



⑆9057902702⑆ ⑆044000037⑆ 758881375⑆

**From:** paige poulson [mailto:turnthepaigep@yahoo.com]  
**Sent:** Tuesday, August 03, 2010 8:25 PM  
**To:** Price, Richard  
**Subject:** Great Job!!!

Dear Chief Price:


I wanted to share with you the incredible experience my children had at your firehouse on May 26, 2010.

John Bell arranged a fire house tour for a group of 4-5 year olds. My triplets were a part of this. We were greeted by John who was enthusiastic to show these young kids his fire house. We got a tour of the station, got to hold the fire hose, and had a group picture taken. All of the men working that day were so kind to our little ones. I was impressed at how great they were to each and every child.

John Youngblood, Donnel Halsey, Rob Ryan, and Mark Trilevsky.

Please share my gratitude to them.

Sincerely,

Paige Poulson  


2

I thank the Paramedics  
from the kitchen of  
my heart for taking  
such good care of me.

Sincerely,

Irene Gorski

Dear Mr. Price,

Please excuse me for  
the delay in thanking  
your wonderful Paramedics  
for their great care and  
compassion when they came  
to assist me on August 22nd.

They were so professional  
with a sense of good humor  
which made me feel very  
secure.

The small stroke I received  
out to be a blessing as  
my x-rays caught a spot on  
my lung, cancer, which could  
have stayed in my lung  
until it was too late to



Irene P. Gorski

~~1000~~  
~~1000~~  
1000

Aug. 28, 2010

Just a little thank you for  
your rapid response and care  
you gave my husband on Friday  
the 27<sup>th</sup> of August.

It was much appreciated.

Thank you -

Sincerely

Mrs. J. J. Libral



August 30, 2010

Chief Richard Price  
San Ramon Valley Fire Protection District  
1500 Bollinger Canyon Road  
San Ramon, CA 94582

Dear Chief Price:

Please accept my sincere gratitude for your support in our promotional examination for Fire Engineer. Captain Mark Anderson proved to be a true asset on our team of raters that evaluated each of the nine LPFD Engineer candidates.

Captain Anderson worked with two other raters in proctoring the pumping evolutions portion of the exam. His feedback was thoughtful and professional, and will serve as a true benefit as candidates are selected for promotion.

The Livermore-Pleasanton Fire Department truly appreciates the resources that you provided throughout this process. Please let us know when we can support your promotional processes in the future, and again, thank you.

Sincerely,

A handwritten signature in black ink, appearing to read 'Jim Miguel', is written over a large, stylized flourish.

Jim Miguel, Fire Chief  
Livermore-Pleasanton Fire Department

# OPERATIONS

# SAN RAMON VALLEY FIRE PROTECTION DISTRICT

Administration  
Phone: 925-838-6600  
Fax: 925-838-6629  
[www.firedepartment.org](http://www.firedepartment.org)

1500 Bollinger Canyon Road  
San Ramon, California 94583

Fire Prevention  
Phone: 925-838-6680  
Fax: 925-838-6696

## MEMORANDUM

**Date:** September 22, 2010  
**To:** Board of Directors  
**From:** Bryan Collins – Assistant Chief, Operations  
**Subject:** Monthly Activity Report

---

Attached is the Operations report for the month of August, 2010.



# Standards of Cover Policy Compliance Report

## August 1, 2010 - August 31, 2010

First Unit Response	SOC Goal 1, 5, 6				SOC Goal 2, 5, 6				SOC Goal 3, 5, 6			
	Urban (Count = 227)				Suburban (Count = 57)				Rural (Count = 8)			
	Goal	Actual	Y-T-D	Y-T-D	Goal	Actual	Y-T-D	Y-T-D	Goal	Actual	Y-T-D	Y-T-D
	07:00	7:27	7:44	92%	08:00	8:27	8:38	94%	17:00	9:30	16:11	100%
		94%				96%				100%		100%

ERF Fire Response	SOC Goal 4											
	Urban (Count = 0)				Suburban (Count = 0)				Rural (Count = 0)			
	Goal	Actual	Y-T-D	Y-T-D	Goal	Actual	Y-T-D	Y-T-D	Goal	Actual	Y-T-D	Y-T-D
	11:00	00:00	21:55	50%	12:00	00:00	12:30	0%	21:00	00:00	00:00	0%
		0%				0%				0%		0%

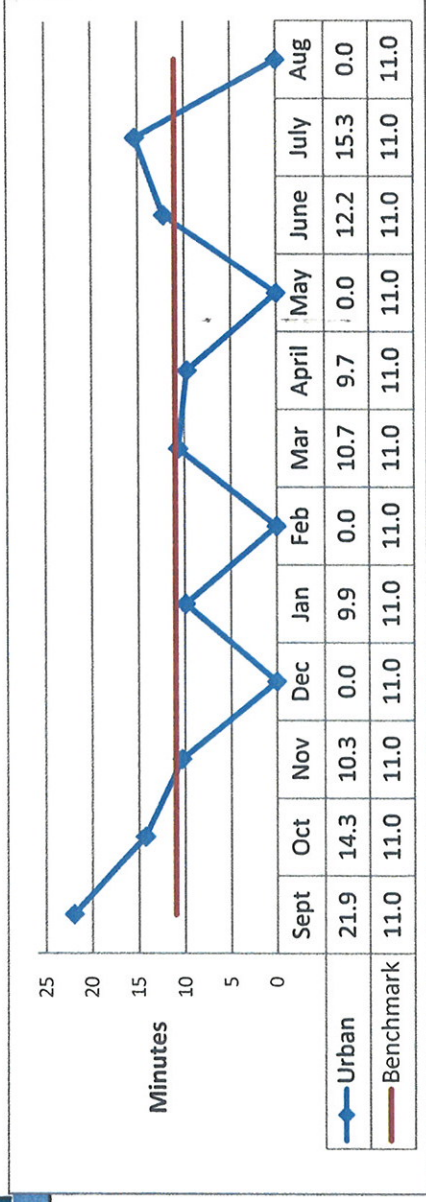
ERF Medical Response	SOC Goal TBD											
	Urban (Count = 77)				Suburban (Count = 14)				Rural (Count = 3)			
	Goal	Actual	Y-T-D	Y-T-D	Goal	Actual	Y-T-D	Y-T-D	Goal	Actual	Y-T-D	Y-T-D
	9:00	11:45	10:20	89%	10:00	15:59	12:09	85%	21:00	10:46	14:10	100%
		91%				77%				100%		100%

Call Processing Time	SOC Goal 7								
	Turnout Time		Turnout Time						
	Goal	Actual	Y-T-D	Y-T-D					
	01:00	:52	1:05	98%	02:00	2:36	80%	2:45	76%
		100%				80%			76%





**ERF Fire Response**  
**Urban**



**Goal 1**

*Distribution of Fire Stations for Built-up Urban Areas of Greater than 2,000 People per Square Mile*

To treat and transport medical patients and control small fires, the first-due unit should arrive within 7 minutes total response time, 90 percent of the time from the receipt of the call in fire dispatch. Total response time equates to 1 minute dispatch time, 2 minute crew turnout time and 4 minutes travel time spacing for single units.

**Goal 2**

*Distribution of Fire Stations for Suburban Areas of 1,000 to 2,000 People per Square Mile*

The first-due fire unit should arrive within 8 minutes total response time, 90 percent of the time.

**Goal 3**

*Distribution of Fire Stations for Rural Areas of Less than 1,000 People per Square Mile*

The first-due fire unit should arrive within 17 minutes total response time, 90 percent of the time.

**Goal 4**  
***Effective Response Force (First Alarm) for Urban Areas of Greater than 2,000 People per Square Mile***

To confine fires near the room of origin, to stop wildfires less than 5 acres in size when noticed promptly, and to treat up to 5 medical patients at once, a multiple-unit response of at least 18 personnel should arrive within 11 minutes total response time from the time of 911 call receipt, 90 percent of the time. This equates to 1 minute dispatch time, 2 minutes crew turnout time and 8 minutes travel time spacing for multiple units. Suburban areas should receive the full first alarm within 12 minutes total response time, 90 percent of the time with the goal to limit the fire spread to the area already involved upon the arrival of the effective response force. For rural areas, this should be 21 minutes, 90 percent of the time. Outcome goals in these areas would be to confine fires to the building of origin, to care for medical patients upon arrival, and to initiate operations on serious wildland fires.

**Goal 5**  
***Hazardous Materials Response***

Respond to hazardous materials emergencies with enough trained personnel to protect the community from the hazards associated with the release of hazardous and toxic materials. Achieve a total response time consistent with Goal 1, Goal 2 and Goal 3 with the first company capable of operating at the California OSHA First Responder Operations (FRO) level. After size-up and scene evaluation is complete a determination will be made whether to request the on-duty District Hazardous Materials Team and/or other appropriate resources.

**Goal 6**  
***Technical Rescue***

Respond to technical rescue emergencies with enough trained personnel to facilitate a successful rescue. Achieve a total response time consistent with Goal 1, Goal 2 and Goal 3 with the first company capable of operating at the California Rescue System 1 (RS1) level. After size-up and scene evaluation is complete a determination will be made whether to request the on-duty District Rescue Team and/or other appropriate resources.

**Goal 7**  
***Call processing and turnout times***

A concentrated focus will be placed on systems, training and feedback measures to crews to lower dispatch and turnout time reflex measures to national best practices of 1 minute for dispatch and 2 minutes for fire crew turnout, 90 percent of the time.

# **SUPPORT SERVICES**

# SAN RAMON VALLEY FIRE PROTECTION DISTRICT

Administration  
Phone: 925-838-6600  
Fax: 925-838-6629  
[www.firedepartment.org](http://www.firedepartment.org)

1500 Bollinger Canyon Road  
San Ramon, California 94583

Fire Prevention  
Phone: 925-838-6680  
Fax: 925-838-6696

## MEMORANDUM

**Date:** September 22, 2010  
**To:** Board of Directors  
**From:** Steven J. Hart – Assistant Chief, Support Services  
**Subject:** Monthly Activity Reports

---

Attached is the Support Services report for the months of July and August, 2010.

**Support Services**  
**July/August, 2010**

Facilities

1. Station 36 Annex: Worked through issues regarding concrete pad drainage, Substantial completion due Sept 30.
2. Station 32: Environmental review consultant selected with kick off meeting scheduled for September 14.
3. Training Site: Schematic design issued to New Farm developers.

Fleet

1. Annual pump testing in progress at LPTC completed.
2. Annual Engine / Truck services in progress.
3. ISO requirement review of Aerial and Pump testing.

Communication Center

1. Submitted 2009/2010 Goal Report.
2. Myles Meier EMD QI contract renewed for one year effective July 1, 2010.
3. EMD QI Contractor Myles Meier facilitated training for the Dispatchers.
4. CS 131 served at the Command Post for Operation Verdict in Oakland.
5. Comm. Support Volunteers participated in the Moonlight on the Mountain event.
6. Dispatch trainee Lisa Blackburn released from training and assigned to C Shift.

Information & Technology

1. District iPhone application published in the Apple App Store.
2. Ordered CAD data base and communications servers for CAD upgrade.
3. Installed and configured network monitoring software.
4. Tactical channel recording equipment installed at Highland and Station 31.
5. Participated in Fire Prevention Fee Study.

Current Projects

1. Coordinated bids for various budgeted projects.
2. Working through Fiscal Year 10/11 budgeted projects.
3. Bi-Annual Maintenance performed on all District HVAC units.
4. RFP: Landscape Maintenance. Legal Notice Posted, Pre-Bid Conference held and lowest bidder accepted. Contract and service with Pacheco Brothers to commence September 1, 2010.
5. Pruning of trees, power washing at Admin.
6. Initiated Monthly Inspection Checklist of above ground fuel tanks for Stations 30, 32, 34 and 38, as required by CCC Hazardous Materials department.



**FIRE PREVENTION  
DIVISION**

# SAN RAMON VALLEY FIRE PROTECTION DISTRICT

Administration  
Phone: 925-838-6600  
Fax: 925-838-6629  
[www.firedepartment.org](http://www.firedepartment.org)

1500 Bollinger Canyon Road  
San Ramon, California 94583

Fire Prevention  
Phone: 925-838-6680  
Fax: 925-838-6696

## MEMORANDUM

**Date:** September 22, 2010  
**To:** Board of Directors  
**From:** Christina Jamison, Fire Marshal  
**Subject:** Monthly Activity Reports

---

Attached is the Fire Prevention report for the months of July and August, 2010.

# Fire Prevention Summary of Monthly Activities

## July and August 2010

### What Went Well

Adoption of the 2009 International Fire Code

Staff is preparing the amendments and adoption package to be submitted to the Board for first reading in October. Staff has been working with other fire agencies, City of San Ramon, Town of Danville and Contra Costa County representatives in an effort to identify any concerns and mitigate those concerns prior to the formal adoption process.

SRV CCC Receives CESA Award

The SRV Citizen Corps Council received the Silver Award from the California Emergency Services Association

SRV CCC Receives FEMA Award

The SRV Citizen Corps Council was presented with the Honorable Mention Award from the Federal Emergency Management Agency as an Outstanding Citizen Corps Council for a population below 750,000. Out of 2,445 Councils with in the U.S.; the Outstanding Council Award is given to five Councils for achievements in multiple areas of community preparedness and leadership.

Fifth Annual San Ramon Valley Emergency Preparedness Fair

On Saturday, September 11, 2010, the Fire District, City of San Ramon, Latter Day Saints Danville Stake, Town of Danville, and the San Ramon Valley Unified School District collaborated once again for the Fifth Annual San Ramon Valley Emergency Preparedness Fair. Over 3,000 attendees saw the benefit of increased awareness and preparedness for the next major emergency.

Some highlights of the day:

- In a two hour period of the six hour event, over 1200 people entered the interior exhibit hall to visit more than 42 exhibits.
- Representatives from the US Military presented displays and equipment that provided a glimpse of how they respond to major hazardous materials events, and how a 250 bed field hospital could be set up in a parking lot.
- Fire extinguisher training was continuous..
- Over 250 people were trained on CPR anytime and the use of AED.
- A Technology Center allowed attendees to view earthquake shake intensity maps of their own neighborhood when a major earthquake strikes, allowed them to register for SMART 911, download iPhone app for fire district dispatch, register for twitter info on fire dispatch and participate in the county warning system.
- A Jaws of Life demonstration provided attendees a view of how fire personnel can rescue people from seriously damaged vehicles.
- Over 45 car seats were inspected in three hours by our dedicated crew of Police Service Techs and volunteers.
- Stranger Danger and the K-9 demonstration programs provided by law enforcement were very well attended.

## Fire Prevention Summary of Monthly Activities July and August 2010

The programs' success was due in large part to the collaboration between the five primary organizations including the Fire District (Kim French, Danielle Bell, Debbie Vanck, Fire Prevention and Fire IT staff), Town of Danville (Greg Gilbert), City of San Ramon (Ray Riordan), Latter Day Saints (Janelle Wyatt) and School District (Thomas Jamison).

### Exterior Hazard Abatement

Fire Prevention staff has completed approximately 2415 inspections and investigated 27 complaints.

### Fire Investigation

Incident 10-3558, 186 Alamo Square Drive, Alamo

On July 25, 2010 Fire Investigator Stevens responded to a residential structure fire. The structure was a townhouse that had multiple dwelling units. The fire cause and origin investigation is not complete at this time. The origin of the fire was on the exterior front porch and extended into the attic causing damage to multiple units. The cause is undetermined.

### Press Releases

See attachments for press releases and event flyers

### Potential Issues

Compliance inspections for properties within the Exterior Hazard Abatement Program continue.

### Committee Meetings and Training Attended

- Evitt, Stevens- SRVFPD Safety Committee
- Castro-Nor Cal FPO Public Education Committee
- Bartusch-Wellness Fitness Program Committee
- Hardage, Nor Cal FPO Fire Code Committee
- Evitt, Nor Cal FPO Building Code Committee

### Upcoming Public Education Classes and Events Scheduled

CERT Communications Drill	San Ramon Valley	September 25
#31 CERT Class	Administration Building	Sept 9-October 14
Carbo Load Dinner	Toyota Facility, San Ramon	October 9
Primo's Run	Danville, Hartz Ave	October 10
CERT Refresher/Picnic	Dougherty Station Community Center, San Ramon	October 17
#32 CERT - Weekend Class	Administrative Building	October 22-24
Danville Fall Fair	Danville, Hartz Ave	October 23 and 24
Danville Tree Lighting	Danville, Hartz Ave	November 26

## Fire Prevention Summary of Monthly Activities July and August 2010

### CERT Emergency Communication Drill

On September 25<sup>th</sup> there will be a CERT Emergency Communication Drill. This drill is to exercise the responsibilities of CERT members. If you would like to observe the drill here are the following locations:

#### **CERT Incident Command Post Locations 0900-1200 hrs:**

Stone Valley Middle School – 3001 Miranda Avenue Alamo, CA 94507: Co-Leaders: Herbert Cole & Ray Bryant and Katie & Paul Salvoni

Montair Elementary - 300 Quinterra Lane Danville, CA 94526: Co-leaders: Barbara & Harry Hubinger and Bob Gross

Sycamore Elementary – 2200 Holbrook Drive Danville, CA 94506: Co-leaders: Cliff Buxton & Chuck Jackson

Oakridge - 168 Oakridge Drive (Blackhawk) – Leader: Wayne Goetz

Greenbrook: In the greenbelt at the end of McCloud Place which is off of El Capitan. Co-Leaders: Paul & Sheila Truschke and Suzanne Hill & Debbie Cattanio

Central Park – 12501 Alcosta Blvd, San Ramon (meet at the picnic benches by bathrooms) Co-leaders: Chris Quirk

Goldenview Elementary – 5025 Canyon Crest Drive San Ramon, CA 94583

Bridges (Location to be determined)

Bollinger Hills Cabana - 2951 Morgan Drive: Leader: Jack Robertson

### **Plan Reviews Completed**

See below for a list of plan reviews completed in July and August..

**Plan Review Address****Type****Result****Reviewer****Week of 7/1/2010-7/2/2010**

21001 San Ramon Valley Blvd.#C2

Sprinkler TI

Approved

IH

**Week of 7/5/2010-7/9/2010**

295 Las Quebradas

Misc. Planning App.

Approved

IH

3201 Danville Blvd.

Misc. Planning App.

Approved

IH

Bourne Ln.

Misc. Planning App.

Approved

IH

3407 Blackhawk Plaza Cir #GK

Hood &amp; Duct

Approved

IH

12355 Alcosta Blvd.

Sprinkler Residential

Approved

IH

3322 Ashbourne Cir Lot 94

Sprinkler Residential

Approved

IH

1333 Laverock Ln.

Sprinkler Residential

Approved

IH

942 Ina Dr.

Sprinkler Residential

Approved

IH

3400 Crow Canyon Rd.

Motor Vehicle Fuel

Approved

IH

Dispensing Facilities

Approved

IH

Resubmittal

2610 Bishop Dr.

Sprinkler TI

Required

IH

2000 Crow Canyon Pl. #450

TI Group B Offices

Approved

JB

101 Larkwood Cir.

R-3 Occupancy

Approved

IH

2300 Camino Ramon

Misc. Planning App.

Approved

IH

2600 Bishop Dr.

Misc. Planning App.

Approved

IH

405 Railroad Ave.

Sprinkler TI

Approved

IH

Resubmittal

12677 Alcosta Blvd.

TI

Required

IH

Resubmittal

12677 Alcosta Blvd.

Fire Alarm TI

Required

IH

12677 Alcosta Blvd.

Sprinkler TI

Approved

IH

1990 SRV Blvd.

Misc. Planning App.

Approved

IH

2750 Crow Canyon Rd.

Misc. Planning App.

Approved

IH

2365 Caballo Ranchero

Misc. Planning App.

Approved

IH

2615 Miranda Ave.

Land Use Permit

Approved

IH

Alcosta Blvd.

Misc. Planning App.

Approved

IH

6001 Bollinger Canyon Rd. Bldg. J

Sprinkler TI

Approved

IH

6001 Bollinger Canyon Rd. Bldg. J

Fire Alarm TI

Approved

IH

3169 Roundhill Rd.

Fire Alarm TI

Approved

IH

154 Marks Rd.

R-3 Occupancy

Approved

IH

**Week of 7/12/2010-7/16/2010**

2000 Crow Canyon Pl., #220

Sprinkler TI

Resubmittal

Required

IH

6001 Bollinger Canyon Rd. Bldg. J

TI Group B Offices

Approved

IH

3690 Blackhawk Plaza Cir. #B23

Hood &amp; Duct

Approved

IH

4550 Norris Canyon Rd.

Refrigeration Equipment

Approved

IH

Abovegroupd Flammable

2440 Camino Ramon #300

or Combustible Liquid

Approved

IH

111 Deerwood Dr. #305

Tenant Improvement

Approved

IH

2551 SRV Blvd. #103

Sprinkler TI

Approved

IH

2365 Caballo Ranchero Dr.

Misc. Planning App.

Approved

IH

3400 Crow Canyon Rd.

S-1 Occupancy

Approved

IH

827 Camino Amigo

R-3 Occupancy

Approved

IH

2610 Bishop Dr.

Sprinkler TI

Approved

IH

235 Roan Dr.	Photovoltaic System	Approved	IH
156 Clydesdale Dr.	Photovoltaic System	Approved	IH

**Week of 7/19/2010-7/23/2010**

12919 Alcosta Blvd. #6	Hood & Duct	Approved	IH
35 Railroad Ave.	Hood & Duct	Approved	IH
313 Remington Loop	Photovoltaic System	Approved	DV
154 Marks Rd.	Residential Sprinkler	Approved	IH
2527 Camino Ramon	TI Group B Offices	Approved	IH
106 Estates Dr.	R-3 Occupancy	Approved	IH
12677 Alcosta Blvd.	Fire Alarm TI	Approved	IH
3104 Crow Canyon Pl. #B	Sprinkler TI	Approved	IH
335 Glendora Cir.	R-3 Occupancy	Approved	IH
	Motor Vehicle Fuel		
12105 Alcosta Blvd.	Dispensing Facilities	Approved	IH
222 El Pintado Rd. W	Fire Alarm Systems	Approved	IH
	Improvement Plan	Resubmittal	
Ivy Hill Way	Commercial	Required	IH
2527 Camino Ramon	Fire Alarm Systems	Approved	IH

**Week of 7/26/2010-7/30/2010**

638 Sheri Ln.	Photovoltaic System	Approved	JB
5118 Blackhawk Dr.	Photovoltaic System	Approved	DV
7 Compo Via	Photovoltaic System	Approved	NK
28 Sky Terrace	Sprinkler Residential	Approved	IH
730 Camino Ramon 2nd Fl. Bldg. 3AB	Tenant Improvement	Approved	IH
2000 Crow Canyon Pl. Suite 220	Fire Alarm TI	Approved	IH
2527 Camino Ramon	Sprinkler TI	Approved	IH
11000 Crow Canyon Rd. Suite A	Hood & Duct	Approved	NK
442 Melrose Ct.	Photovoltaic System	Approved	IH
Highlands Point Apts. Bldg. 1	R-1 Occupancy	Approved	IH
Highlands Point Apts. Bldg. 2	R-1 Occupancy	Approved	IH
Highlands Point Apts. Bldg. 3	R-1 Occupancy	Approved	IH
Highlands Point Apts. Bldg. 4	R-1 Occupancy	Approved	IH
Highlands Point Apts. Bldg. 5	R-1 Occupancy	Approved	IH
Highlands Point Apts. Bldg. 6	R-1 Occupancy	Approved	IH
Highlands Point Apts. Bldg. 7	R-1 Occupancy	Approved	IH
Highlands Point Apts. Bldg. 8	R-1 Occupancy	Approved	IH
Highlands Point Apts. Bldg. 9	R-1 Occupancy	Approved	IH
Highlands Point Apts. Bldg. 10	R-1 Occupancy	Approved	IH
Highlands Point Apts. Bldg. 11	R-1 Occupancy	Approved	IH
Highlands Point Apts. Bldg. 12	R-1 Occupancy	Approved	IH
Highlands Point Apts. Bldg. 13	R-1 Occupancy	Approved	IH
Highlands Point Apts. Bldg. 14	R-1 Occupancy	Approved	IH
Highlands Point Apts. Bldg. 15	R-1 Occupancy	Approved	IH
Highlands Point Apts. Bldg. 16	R-1 Occupancy	Approved	IH
501 Sycamore Valley Rd.	TI Group B Offices	Approved	IH
		Resubmittal	
3421 Blackhawk Plaza Cir. #G4	Tenant Improvement	Required	IH

390 Diablo Rd.

Aboveground Tank

Resubmittal  
Required

NK

**Week of 8/30/2010-8/31/2010**



<b>Plan Review Address</b>	<b>Type</b>	<b>Result</b>	<b>Reviewer</b>
<b>Week of 8/2/2010-8/6/2010</b>			
1924 Alameda Diablo	R-3 Occupancy	Approved	IH
2232 Camino Ramon Suite B	Tenant Improvement	Approved	IH
401 Fernando Ct.	Photovoltaic System	Approved	RE
2000 Crow Canyon Pl. #450	Sprinkler TI	Approved	IH
2000 Crow Canyon Pl. #220	Sprinkler TI	Approved	IH
433 Market Pl.	Sprinkler TI	Approved	IH
6001 Norris Canyon Rd.	Alarm System	Approved	IH
331 Hartz Ave.	Tenant Improvement	Approved	IH
2001 Crow Canyon Rd.	Misc. Planning App.	Approved	IH
1120 Wedgewood Rd.	Misc. Planning App.	Approved	IH
155 Gil Blas Rd.	Photovoltaic System	Approved	IH
411 Hartz Ave. Suite G	Tenant Improvement	Approved	IH
<b>Week of 8/9/2010-8/13/2010</b>			
641-649 San Ramon Valley Blvd.	Alarm System TI	Approved	IH
15 Rima Ct.	Photovoltaic System	Approved Resubmittal	IH
120 Starlight Pl.	Photovoltaic System	Required	DV
398 Harper Ln.	R-3 Occupancy	Approved	IH
427 Cranleigh Ct.	Residential Sprinkler	Approved	IH
671 Sycamore Valley Rd.	Sprinkler TI	Approved	NK
2000 Crow Canyon Pl. #450	Alarm System TI	Approved	IH
6001 Bollinger Canyon Rd. Bldg. T	TI Group B Offices	Approved	IH
3152 Lunada Ln.	R-3 Occupancy	Approved	IH
424 Corte Dorado	Photovoltaic System	Approved	DS
7990 Camino Tassajara	Land Use Permit	Approved	DS
<b>Week of 8/16/2010-8/20/2010</b>			
169 Merano St.	Photovoltaic System	Approved	JB
3450 Camino Tassajara Rd.	Tenant Improvement	Approved	JB
3496 Camino Tassajara	Tenant Improvement	Approved	DS
124 Sunhaven Rd.	Photovoltaic System	Approved	DS
2001 Crow Canyon Rd.	Misc Planning App.	Approved	DS
<b>Week of 8/23/2010-8/27/2010</b>			
3421 Blackhawk Plaza Cir. #G4	Tenant Improvement	Approved	IH
12355 Alcosta Blvd.	Alarm System	Approved	IH
760 Camino Ramon #150	Tenant Improvement	Approved	IH
2 Tamalark Ln.	R-3 Occupancy	Approved Resubmittal	IH
760 Camino Ramon #150	Sprinkler TI	Required	IH
333 Del Amigo Rd.	Residential Sprinkler	Approved	IH

3483 Blackhawk Plaza Cir. #F5	Tenant Improvement	Resubmittal Required	IH
6001 Bollinger Canyon Rd. Bldg. K	TI Group B Offices	Approved Resubmittal	RE
7303 Camino Tassajara	R-3 Occupancy	Required	IH



## Press Release

San Ramon Valley Fire Protection District  
1500 Bollinger Canyon Road  
San Ramon, CA 94583

7/6/2010

FOR IMMEDIATE RELEASE

**Subject :** San Ramon Valley Fire Protection District Releases First-of-its-kind Public iPhone Application

**Contact :** Richard Price  
Fire Chief  
(925) 838-6601 (Office)  
(925) 570-5262 (Mobile)  
rprice@srvfire.ca.gov

SAN RAMON, CA – Today the San Ramon Valley Fire Protection District (CA) is proud to announce the arrival of its much anticipated iPhone application in the Apple App Store. The FireDepartment.org iPhone application is the first of its kind and defines a new category of iPhone functionality. By providing a virtual window into the District's 9-1-1 dispatch center, iPhone users now have real-time access to emergency activity occurring in the community. The application also provides the District with a powerful new avenue to communicate with its mobile population during a disaster. Don't live in the San Ramon Valley? You'll still find listening to the live actions of our dispatchers, firefighters and paramedics informative and interesting.

Application users are able to view active incidents – including the current response status of dispatched units (enroute, onscene, etc.) and instantly pinpoint incident locations on an interactive map. Think that fire engine or ambulance that just passed might be heading to your house? Is there an accident up ahead causing this traffic tie-up? Just tap the application to quickly retrieve real-time information. A log of recent incidents and a photo gallery of significant events can also be easily accessed.

The FireDepartment.org application also allows residents and other interested parties to choose to be notified of incidents by category as they are dispatched. Users can even listen in on live emergency radio traffic via the modern version of the traditional fire scanner – their iPhone, iPad or iPod touch device. The District also uses the application to communicate with its more than 700 Community Emergency Response Team (CERT) members and to share information during disasters with all its citizens.

"Using the iPhone and iPad for field-based command and control operations holds great promise for emergency service providers," said Richard Price, Fire Chief for the San Ramon Valley Fire Protection District. "This consumer version of our development effort demonstrates the game-changing nature of these revolutionary handheld devices."

### **Pricing & Availability**

The application is currently available to anyone free of charge. Visit [www.firedepartment.org/iphone](http://www.firedepartment.org/iphone) for additional information including a demonstration video. To try the application for yourself, simply search "fire department" at the Apple App Store or visit the link below to install the application on a compatible device.

<http://itunes.apple.com/us/app/fire-department/id376052787?mt=8>

The iPhone application was designed by District personnel after successfully implementing similar capabilities on the District's Webby-nominated website, FireDepartment.org. The District partnered with students at the College of Informatics at Northern Kentucky University (NKU) for iPhone engineering and programming

services. By working with the District, students received valuable intern experience in addressing real world business needs.

The San Ramon Valley Fire Protection District provides all-risk fire, rescue and emergency medical services to the communities of Alamo, Blackhawk, the Town of Danville, Diablo, the City of San Ramon, the southern area of Morgan Territory and the Tassajara Valley, in Northern California (Contra Costa County). The District's service area encompasses approximately 155 square miles and serves a population of 167,500.

Apple, iPhone, iPad and iPod touch are trademarks of Apple.

**Additional Press Contact**

Lucas Hirst, Project Management/Design  
San Ramon Valley Fire Protection District  
lhirst@srvfire.ca.gov  
(925) 838-6600

NOTE TO EDITORS: For additional web and print resources including sample screen shots, supporting images and video please visit the [FireDepartment.org Media Resources for iPhone Application](http://www.firedepartment.org/MediaResourcesforiPhoneApplication) page at [http://www.firedepartment.org/iphone\\_epk](http://www.firedepartment.org/iphone_epk)

###



## Press Release

San Ramon Valley Fire Protection District  
1500 Bollinger Canyon Road  
San Ramon, CA 94583


7/23/2010

FOR IMMEDIATE RELEASE

**Subject :** Firefighters Rescue Worker Injured at Bottom of 15-foot Bored Foundation (Pile) Hole

**Contact :** Richard Price  
Fire Chief  
(925) 838-6601 (Office)  
(925) 570-5262 (Mobile)  
rprice@srvfire.ca.gov

**FULL GALLERY**



SAN RAMON, CA – At 0829 hours this morning, July 23, 2010, San Ramon Valley Fire Protection District responded to a report of an injured worker at the base of a 15-foot, 36-inch diameter bored foundation hole. The adult male worker was removed by San Ramon Valley Fire Rescue Team personnel approximately an hour and 15 minutes later at 0940 hours. The patient was flown to John Muir Medical Center in Walnut Creek by REACH Air Ambulance. The worker was in the hole when he was struck from above by a falling bucket containing concrete debris.

The accident occurred while work was being conducted at the Mustang Soccer Complex located at 4680 Camino Tassajara Road near Danville by USAShade who was constructing a shade/weather structure. Soccer games were being played on the field at the time of the incident.

The San Ramon Valley Fire Protection District dispatched five units and 18 personnel including its Urban Search and Rescue (USAR) members. OSHA was notified and sent an investigator to the construction site.



## Press Release

San Ramon Valley Fire Protection District  
1500 Bollinger Canyon Road  
San Ramon, CA 94583

7/25/2010

FOR IMMEDIATE RELEASE

**Subject :** Attic Fire in Alamo Townhouse Spreads to Two Adjacent Units Causing \$300,000 in Damage

**Contact :** Richard Price  
Fire Chief  
(925) 838-6601  
(925) 570-5262  
rprice@srvfire.ca.gov

**FULL GALLERY**



Alamo, CA – The San Ramon Valley Fire Protection District responded to a fire in an Alamo townhome located at 186 Alamo Square Drive today, July 25, 2010 at approximately 3:00 p.m. Crews from Station 32 in Alamo arrived to find smoke and flames showing from the attic of the home and requested a second alarm. A total of six engines, two trucks, a paramedic ambulance, four chief officers, and a fire investigator were dispatched to the scene. One person was home at the time of the fire and was able to safely exit without assistance.

The home sustained approximately \$200,000 in structure damage and \$50,000 in content loss. Adjacent attached units at 184 and 188 Alamo Square Drive each sustained approximately \$20,000

in structure damage. The fire cause is under investigation.

San Ramon Valley Fire Protection District reminds residents to:

- Crawl low under any smoke to your exit - heavy smoke and poisonous gases collect first along the ceiling.
- Close doors behind you as you escape to delay the spread of the fire.
- Stay out once you are safely out. Do not reenter.
- Call 911 from a neighbor's wired phone or a 7-digit emergency number from a cell phone (838-6691 for Fire/Medical emergencies in the San Ramon Valley). 911 will also work from a cell phone but is answered by CHP and must be routed back to the appropriate communications center resulting in delays -- so program local emergency numbers into your mobile phone today.

###



## Press Release

San Ramon Valley Fire Protection District  
1500 Bollinger Canyon Road  
San Ramon, CA 94583

8/26/2010

FOR IMMEDIATE RELEASE

**Subject : San Ramon Valley Fire Protection District Achieves International Accreditation**

**Contact :** Kim French  
Information Officer  
(925) 838-6626  
(925) 570-4104  
kfrench@srvfire.ca.gov

CHICAGO, IL -- After a unanimous vote of approval by seven members of the Commission on Fire Accreditation International (CFAI), the San Ramon Valley Fire Protection District became the first agency in Contra Costa County and only the sixth fire department in the State of California to achieve international accreditation.

The vote came after a public hearing today in Chicago where District managers, including Fire Chief Richard Price and Board President Roxanne Lindsay, spoke in support of and further substantiated the findings of the extensive candidacy report prepared by an independent CFAI Peer Assessment Team. Fire District managers also answered numerous questions from the Commission regarding compliance with the Standards of Cover (SOC) deployment analysis, the purpose of which is to determine whether an agency is prepared to provide a level of service commensurate with its responsibilities, risks and service level objectives.

"Pursuing CFAI accreditation over the past three years has been one of the most significant and important endeavors ever undertaken by the District," said Richard Price, Fire Chief for the San Ramon Valley Fire Protection District. "Accreditation required the combined best efforts of all members of our organization and strengthened an embedded culture of quality and best practices in this agency."

As part of the accreditation process it was necessary for the District to develop and adopt several key documents, including a Self-Assessment Manual (SAM). By addressing critical questions, the SAM provides detailed evaluations of all District programs and activities and compares District effectiveness next to the best practices in the industry.

The findings from these evaluations form the basis for future goals and planning activities of the District in a focused, organization-wide effort to understand and improve the quality of District services. Where practices were found to be deficient, specific action plans for tangible improvement were developed and incorporated into the Goals and Performance Indicators section of the District's 2008-2013 Business Plan. All key District documents are readily available for public review on the District's website at [www.firedepartment.org](http://www.firedepartment.org).

"The accreditation process helped us to better understand community risks and fire safety needs and to more accurately evaluate the performance of our agency," stated Board President Roxanne Lindsay. "There will be no resting on our laurels - accredited agencies also must continue to evolve and improve to maintain their accredited status."

### **About the Commission**

The Commission on Fire Accreditation International (CFAI) is governed by eleven members representing a cross-section of the fire service industry, including fire departments, city and county management, code councils, the U.S. Department of Defense, and the International Association of Firefighters. The full Commission



meets biannually to review all agencies applying for accredited status.

**About the San Ramon Valley Fire Protection District**

The San Ramon Valley Fire Protection District provides all-risk fire, rescue and emergency medical services to the communities of Alamo, Blackhawk, the Town of Danville, Diablo, the City of San Ramon, the southern area of Morgan Territory and the Tassajara Valley, in Northern California (Contra Costa County). The District's service area encompasses approximately 155 square miles and serves a population of 167,500.

**Additional Press Contacts**

Richard Price, Fire Chief  
San Ramon Valley Fire Protection District  
rprice@srvfire.ca.gov  
(925) 570-5262

Bryan Collins, Accreditation Manager  
San Ramon Valley Fire Protection District  
bcollins@srvfire.ca.gov  
(925) 570-4445

NOTE TO EDITORS: For additional web and print resources please visit the [Media Resources for Accreditation](http://www.firedepartment.org/CFAI_epk) page at [http://www.firedepartment.org/CFAI\\_epk](http://www.firedepartment.org/CFAI_epk)

###



# Press Release


San Ramon Valley Fire Protection District  
1500 Bollinger Canyon Road  
San Ramon, CA 94583

9/2/2010

FOR IMMEDIATE RELEASE

**Subject :** 5th Annual San Ramon Valley Emergency Preparedness Fair

**Contact :** Kimberly French  
Information Officer  
(925) 838-6626  
(925) 570-4104  
kfrench@srvfire.ca.gov



**Are You Prepared for the Next BIG Emergency?**  
Get Ready at the San Ramon Valley Emergency Preparedness Fair

DANVILLE, CA – Have you ever wondered what measures your local, state and federal government have taken to prepare our community for a disaster? The San Ramon Valley Citizens Corp Council would like to invite you to the 5th annual San Ramon Valley Emergency Preparedness Fair to find out!

Both the Town of Danville and the City of San Ramon along with various county, state and federal agencies will be showcasing their response resources and programs for preparedness on Saturday, September 11th from 9 a.m. to 2 p.m. at the LDS Church located at 655 Old Orchard Road in Danville. Event attendees will excite at seeing a demonstration from the Walnut Creek Bomb Squad, the San Ramon Valley Fire decontamination unit, a Jaws of Life demo, the Second Military Medical Brigade from Camp Parks, a presentation by the San Ramon Police canine team and a display from the United States Army's critical response unit.

The government is getting prepared now it's your turn! This event is all about families and personal preparedness! Bring your child's car seat between 9 a.m. and noon and stop by the car seat check point. Gather ideas to update or create your home earthquake kit. Help your kids learn to never hide during a fire by participating in the Hug-a-Firefighter presentation. Bring your rechargeable fire extinguishers and have it serviced. Get your child fingerprinted and take part in a Stranger Danger class. Learn fire safety in the home with a tour of the Kids Fire Safety House.

Don't leave your four legged family members at home. There will be free classes on pet first aid and the Bishop Ranch Veterinary Center and Urgent Care will be on hand to provide shots and microchip implanting at a reduced cost.

Oh and there's more! Enjoy a free tri-tip lunch, learn about CPR and AEDs, interact with vendors and agencies specializing in preparedness, tour a fire truck and police car and even learn how to properly use a fire extinguisher.

The first 200 families at 9 a.m. and noon, who complete our preparedness bingo game, will receive a FREE emergency kit gift, so gather up the whole family and head down to the San Ramon Valley Emergency Preparedness Fair.

The Fair is proudly sponsored by the City of San Ramon, the Town of Danville, San Ramon Regional Medical Center, San Ramon Valley Fire Protection District, the San Ramon Valley Unified School District and The Church of Jesus Christ of Latter Day Saints. For more information visit our website at <http://www.bereadysrv.org/>.

###

# ADMINISTRATIVE SERVICES

# SAN RAMON VALLEY FIRE PROTECTION DISTRICT

Administration  
Phone: 925-838-6600  
Fax: 925-838-6629  
[www.firedepartment.org](http://www.firedepartment.org)

1500 Bollinger Canyon Road  
San Ramon, California 94583

Fire Prevention  
Phone: 925-838-6680  
Fax: 925-838-6696

## MEMORANDUM

**Date:** September 22, 2010  
**To:** Board of Directors  
**From:** Robert Leete – Administrative Services Director  
**Subject:** Monthly Activity Reports

---

Attached are the Administrative Services Department reports for the months of July and August, 2010.

**Administrative Services Department**  
**July, 2010**

**Finance:**

Financials

- Balance Sheet (July 31, 2010)
- Revenue/Expense History
- Statement of Expenditures
- Revenues: Budget v Actual
- Expenses: Budget v Actual
- General Fund Expenditures
- General Fund Revenues
- Capital & Equipment/Vehicle Fund
- Total Overtime
- Staffing/Overtime Analysis

Meetings/Activities:

Finance:

- Closed Fiscal Year 2009-2010 and prepared financial statements for audit
- Issued Request for Proposals - General Banking and Cash Management Services
- Researched and identified options for an Inventory Control System
- Evaluated and identified options for an improved Purchase Order System
- Attended Finance Committee meeting

Human Resources:

- Update CalPERS OPEB Documentation
- Finalize FY 2010-11 Excess Workers' Compensation Insurance Policy
- Finalize Grand Jury Report/Response

Employee Illness/Injury Report for July 2010

Reportable Injuries – July 2010:

1. July 4, 2010. A Captain strained their wrist and hand connecting a supply line between two engines. No Lost Time.
2. July 20, 2010. An Engineer strained their lower back during rescue training. Lost time: 48 Hours.
3. July 13, 2010. A Battalion Chief developed an infection on their foot. Lost Time: 48 Hours.

Note: As of July 31, 2010, there were four (4) employees absent from their regular work assignment. Lost time related to prior month/year injuries totaled 792 hours.

**Administrative Services Department**  
**August, 2010**

**Finance:**

Financials

- Balance Sheet (August 31, 2010)
- Revenue/Expense History
- Statement of Expenditures
- Revenues: Budget v Actual
- Expenses: Budget v Actual
- General Fund Expenditures
- General Fund Revenues
- Capital & Equipment/Vehicle Fund
- Total Overtime
- Staffing/Overtime Analysis

Meetings/Activities:

Finance:

- Prepared Grand Jury Data Request
- Hosted Banking Services Pre-Bid Conference
- Attended CCCERA Board Meeting
- Reviewed Purchase Order Module Options
- Year-End Audit Fieldwork Completed
- Established Inventory Control Project Team and Determined Project Goals

Human Resources:

- Organize Assessment Center for Division Chief, Training
- Review District ID Card System
- Attend 2010 Public Retirement Seminar
- Conduct 2010 Workers' Compensation Claims Administration Program Review
- Prepare Annual Self-Insurer's Report
- Conduct 2010 Workers' Compensation Bill Review Program Review

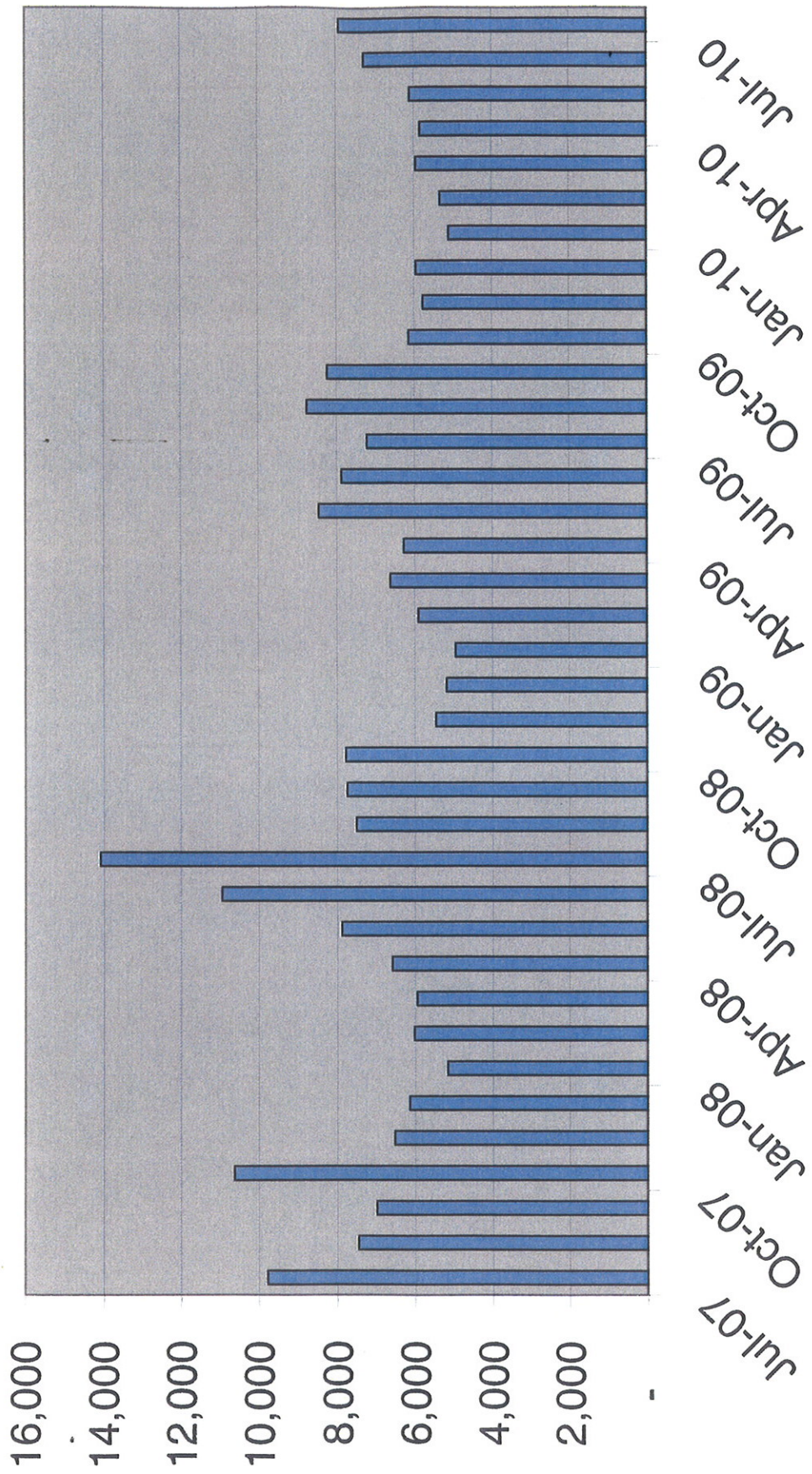
Employee Illness/Injury Report for August 2010

Reportable Injuries – August 2010:

1. August 26, 2010. An Engineer strained their back lifting a patient on to a gurney. Lost Time: 23 hours.
2. August 2, 2010. A Captain strained their back lifting a gear bag during training. Lost time: 49.5 Hours.

Note: As of August 31, 2010, there were three (3) employees absent from their regular work assignment. Lost time related to prior month/year injuries totaled 284 hours.

# Total Overtime Hours by Month July 2007 - July 2010





San Ramon Valley Fire Protection District - O/T and Comp Time Reporting System

7/1/2010 Through 7/31/2010

**WORK CODE: 1 STAFFING**

ASSIGNMENT	Time Worked	Time Paid
101 HOLD OVER FOR CALL	1.00	2.00
103 MISC. STAFFING COVE	7226.75	7227.50
107 LATE/STA. MOVE COVE	9.67	14.50
199 MID SHIFT RECALL	19.00	19.00
<b>Total All Assignments This Work Type:</b>	<b>7,256.42</b>	<b>7,263.00</b>

**WORK CODE: 2 TRAINING**

ASSIGNMENT	Time Worked	Time Paid
201 OPERATIONS TRAINING	46.50	46.50
204 EMS TRNG/INSTRUCTIO	5.00	5.00
209 RESCUE TRAINING	94.00	94.00
210 HAZ-MAT TRAINING	110.70	110.75
214 PARAMEDIC - CONT ED	26.50	26.50
216 EMD/DISPATCH TRAINI	3.50	3.50
<b>Total All Assignments This Work Type:</b>	<b>286.20</b>	<b>286.25</b>

**317200 - Assignments Summary Report**

7/1/2010 Through 7/31/2010

**WORK CODE: 3 ASSIGNMENTS**

ASSIGNMENT	Time Worked	Time Paid
301 MEETINGS/PROJECT DE	21.67	21.75
306 WELLNESS PROGRAM	4.50	4.50
310 MISC. MAINTENANCE	11.75	12.00
314 RED FLAG DAY	192.00	192.00
320 PUBLIC EVENTS	134.00	134.25
340 PROJECT WORK	3.00	3.00
<b>Total All Assignments This Work Type:</b>	<b>366.92</b>	<b>367.50</b>

**WORK CODE: 7 EMERGENCY**

ASSIGNMENT	Time Worked	Time Paid
700 EMERGENCY RECALL	5.50	7.25
720 FIRE INVESTIGATION	6.43	6.50
<b>Total All Assignments This Work Type:</b>	<b>11.93</b>	<b>13.75</b>

**Report Grand Total: 7,921.47 7,930.50**

San Ramon Valley Fire Protection District - O/T and Comp Time Reporting System

Overhead Summer Report

7/1/2010 Through 7/31/2010

<b>WORK CODE:</b>		<b>Time Paid</b>
1	STAFFING	7,263.00
2	TRAINING	286.25
3	ASSIGNMENTS	367.50
7	EMERGENCY	13.75
	<b>Report Grand Total:</b>	<hr/> 7,930.50

## July 2010 Staffing/Overtime Analysis

	<u>Staffing OT \$</u>	<u>Staffing OT Hrs</u>	<u>Staffing OT FTE</u>	<u>Paid FTE</u>	<u>Total Effective FTE</u>	<u>See Note 1</u>
ACTUAL JULY RESULTS	\$ 393,475	6,769.75	27.90	130.00	157.90	22.40%
PROJECTED JULY						
HIRING IN PLACE OF OVERTIME	\$ 477,369	6,769.75				
NET SAVINGS						
OVERTIME IN PLACE OF HIRING	\$ 83,893					

Note 1: This figure represents the percentage of time necessary to backfill regularly staffed positions for the month. This amount will routinely include the following components:

- The variance of regular, full-time paid employees either above or below the optimal 129 FTEs based upon the 10% hiring model
- Vacation Leave
- Sick Leave
- Disability Leave
- Various (jury duty, station moves, medic coverage, etc.)

SAN RAMON VALLEY FIRE PROTECTION DISTRICT  
 CAPITAL PROJECTS FUND AND EQUIPMENT/VEHICLES FUND EXPENDITURES  
 FISCAL YEAR 2010 - 2011  
 JULY 1, 2010 - JULY 31, 2010

FISCAL YEAR COMPLETED - 8%								
DESCRIPTION	GL CODE	2007/2008 ACTUAL	2008/2009 ACTUAL	2009/2010 ACTUAL	2010/2011 BUDGET	EXPENDITURES TO DATE	REMAINING BAL TO DATE	PERCENT EXPENDED
RENTS & LEASES - PROPERTY	5246	\$0	\$0	\$12,500	\$0	\$0	\$0	
LAND	6103	\$0	\$0	\$0	\$0	\$0	\$0	
DESIGN/CONSTRUCTION	6105/6110	\$3,650,874	\$5,223,568	\$1,917,756	\$1,750,000	\$130,369	\$1,619,631	7%
VARIOUS IMPROVEMENTS	6120	\$44,994	\$86,887	\$224,490	\$50,000	\$0	\$50,000	0%
<b>TOTAL CAPITAL PROJECTS (FUND 300)</b>		<b>\$3,695,868</b>	<b>\$5,310,455</b>	<b>\$2,154,746</b>	<b>\$1,800,000</b>	<b>\$130,369</b>	<b>\$1,669,631</b>	<b>7%</b>
OFFICE EQUIP. & FURNISHINGS	6210	\$52,571	\$12,710	\$11,905	\$0	\$0	\$0	
MEDICAL/LAB EQUIPMENT	6220	\$148,962	\$0	\$11,397	\$0	\$0	\$0	
RADIO/ELECTRONIC EQUIPMENT	6230	\$0	\$229,498	\$247,764	\$561,500	\$0	\$561,500	0%
TOOLS & SUNDRY EQUIPMENT	6240	\$226,541	\$38,496	\$204,987	\$25,000	\$0	\$25,000	0%
AUTO & TRUCKS	6250	\$1,129	\$46,305	\$465,181	\$1,915,000	\$0	\$1,915,000	0%
<b>TOTAL EQUIPMENT/VEHICLES (FUND 600)</b>		<b>\$426,945</b>	<b>\$327,009</b>	<b>\$941,234</b>	<b>\$2,501,500</b>	<b>\$0</b>	<b>\$2,501,500</b>	<b>0%</b>
BOND REDEMPTION - 2003/2006/2010 COP	5310	\$1,329,961	\$1,328,704	\$1,330,979	\$1,825,885	\$1,020,739	\$805,146	56%
VEHICLE LEASE #1	5310	\$75,921	\$0	\$0	\$0	\$0	\$0	
VEHICLE LEASE #2	5310	\$329,498	\$329,497	\$329,498	\$329,498	\$0	\$329,498	0%
VEHICLE LEASE #3	5310	\$756,033	\$756,033	\$756,032	\$756,033	\$0	\$756,033	0%
<b>TOTAL DEBT SERVICE (FUND 200)</b>		<b>\$2,491,413</b>	<b>\$2,414,234</b>	<b>\$2,416,509</b>	<b>\$2,911,416</b>	<b>\$1,020,739</b>	<b>\$1,890,677</b>	<b>35%</b>
SERVICES & SUPPLIES	5000	\$30,641	\$21,875	\$44,211	\$60,000	\$0	\$60,000	0%
<b>TOTAL AGENCY FUND (FUND 700)</b>		<b>\$30,641</b>	<b>\$21,875</b>	<b>\$44,211</b>	<b>\$60,000</b>	<b>\$0</b>	<b>\$60,000</b>	<b>0%</b>
<b>TOTAL - CAPITAL, EQUIP, DEBT &amp; AGENCY</b>		<b>\$6,644,867</b>	<b>\$8,073,573</b>	<b>\$5,556,700</b>	<b>\$7,272,916</b>	<b>\$1,151,108</b>	<b>\$6,121,808</b>	<b>16%</b>

**SAN RAMON VALLEY FIRE PROTECTION DISTRICT  
COMBINED BALANCE SHEET OF ALL FUND TYPES  
JULY 31, 2010**

	GOVERNMENTAL FUND TYPES					AGENCY		ACCOUNT		GROUPS		Totals (Memo Only)
	General Fund - 100	Debt Service Fund - 200	Capital Projects Fund - 300	Equipment/ Vehicles Fund - 600	CERT PROGRAM Fund - 700	General Fund - 800	General Fund - 900	General		Long-Term Debt		
								Fund - 900				
<b>ASSETS</b>												
Cash - Union Bank of California	\$ (2,836,075)	\$ -	\$ 2,994,102		\$ 51,552	\$ -	\$ -	\$ -				\$ 209,579
Cash - Union Bank of California-Prem.@ 0.10%	1,790,623											1,790,623
Cash - UBC - Workers' Compensation	(13,607)											(13,607)
Cash - Comerica-Flex Spending	20,097											20,097
Petty Cash	400											400
Investments - LAIF @ 0.56%	32,755,274				2,719							32,757,993
Cash with Fiscal Agent (Note #1)		1,329,291										1,329,291
Accounts Receivable	129,341											129,341
Prepaid Expenses/Deposits			237,500									237,500
Land								7,105,802				7,105,802
Buildings & Improvements/Construction								26,326,460				26,326,460
Equipment								23,841,369				23,841,369
Accumulated Depreciation								(25,608,208)				(25,608,208)
Amount to be Provided for General Long Term Debt												
<b>Total Assets</b>	<b>\$ 31,846,053</b>	<b>\$ 1,329,291</b>	<b>\$ 3,231,602</b>	<b>\$ -</b>	<b>\$ 54,271</b>	<b>\$ 31,665,423</b>	<b>\$ 19,736,076</b>	<b>\$ 19,736,076</b>	<b>\$ 19,736,076</b>	<b>\$ 87,862,716</b>		<b>\$ 19,736,076</b>
<b>LIABILITIES</b>												
Accounts Payable	\$ 1,586	\$ -	\$ -	\$ -	\$ -	\$ -	\$ -	\$ -	\$ -	\$ -	\$ -	\$ 1,586
Accrued Expenses	3,115,756											3,115,756
Deposits Payable	1,227											1,227
Long Term Debt:												
(1) Certificates of Participation										14,360,000		14,360,000
(2) Vehicle Lease	174,159									2,054,366		2,054,366
Claims Payable										1,354,396		1,354,396
Compensated Absences										1,967,314		1,967,314
<b>Total Liabilities</b>	<b>3,292,728</b>	<b>-</b>	<b>-</b>	<b>-</b>	<b>-</b>	<b>-</b>	<b>-</b>	<b>-</b>	<b>-</b>	<b>19,736,076</b>	<b>23,028,804</b>	<b>23,028,804</b>
<b>FUND EQUITY</b>												
Investment in General Fixed Assets						31,665,423						31,665,423
Reserved for Debt Service		1,329,291										1,329,291
Reserved for Prepaid Expenses/Deposits			237,500									237,500
Designated for Workers' Compensation	1,000,000											1,000,000
Designated for Dry Spell (Cash Flow)	21,992,422											21,992,422
Designated for Tactical Training Center			2,994,102									2,994,102
Undesignated	5,560,903							54,271				5,615,174
<b>Total Fund Balance</b>	<b>28,553,325</b>	<b>1,329,291</b>	<b>3,231,602</b>	<b>-</b>	<b>54,271</b>	<b>31,665,423</b>	<b>19,736,076</b>	<b>19,736,076</b>	<b>19,736,076</b>	<b>87,862,716</b>		<b>87,862,716</b>

Note 1 - US Bank:  
Reserve Fund (COP 2003) Market Value \$729,956, Interest Rate 0.20% (Money Market Fund)  
Reserve Fund (COP 2006) Market Value \$599,335, Interest Rate 0.20% (Money Market Fund)

**SAN RAMON VALLEY FIRE PROTECTION DISTRICT  
REVENUE/EXPENDITURE HISTORY**

Month	2006-07		2007-08		2008-09		2009-10		2010-11	
	Revenue	Expenditures	Revenue	Expenditures	Revenue	Expenditures	Revenue	Expenditures	Revenue	Expenditures
July	220,615	4,259,268	206,857	4,051,393	409,494	4,731,355	247,304	4,758,259	166,735	4,749,257
August	296,654	3,274,027	309,023	3,934,582	215,934	4,086,942	222,953	3,806,559		
September	486,663	3,487,349	561,478	3,731,470	367,546	4,339,978	296,640	4,728,793		
October	542,471	3,557,605	1,640,500	4,066,860	2,483,697	4,137,431	1,955,619	3,664,748		
November	1,689,992	3,549,374	312,547	3,648,147	165,281	4,058,659	228,442	3,778,804		
December	24,981,792	3,622,509	24,595,524	3,757,596	27,327,550	4,162,810	26,486,066	4,293,444		
January	408,114	3,286,521	3,484,808	4,039,456	437,643	4,026,715	2,231,614	3,813,140		
February	272,420	3,519,689	154,599	4,573,322	234,858	4,284,220	253,553	3,865,360		
March	619,867	3,487,574	219,862	4,638,451	358,150	4,551,611	263,343	4,094,246		
April	18,178,615	3,680,317	18,767,904	3,751,889	19,725,844	4,110,947	14,980,947	3,933,954		
May	232,490	3,457,733	197,558	4,210,272	315,047	3,773,572	2,319,553	4,064,248		
June	5,437,965	3,697,713	3,677,543	4,615,870	3,892,839	8,012,065	3,562,930	4,046,925		

**SAN RAMON VALLEY FIRE PROTECTION DISTRICT  
GENERAL FUND EXPENDITURES  
FISCAL YEAR 2010/2011  
JULY 1, 2010 - JULY 31, 2010**

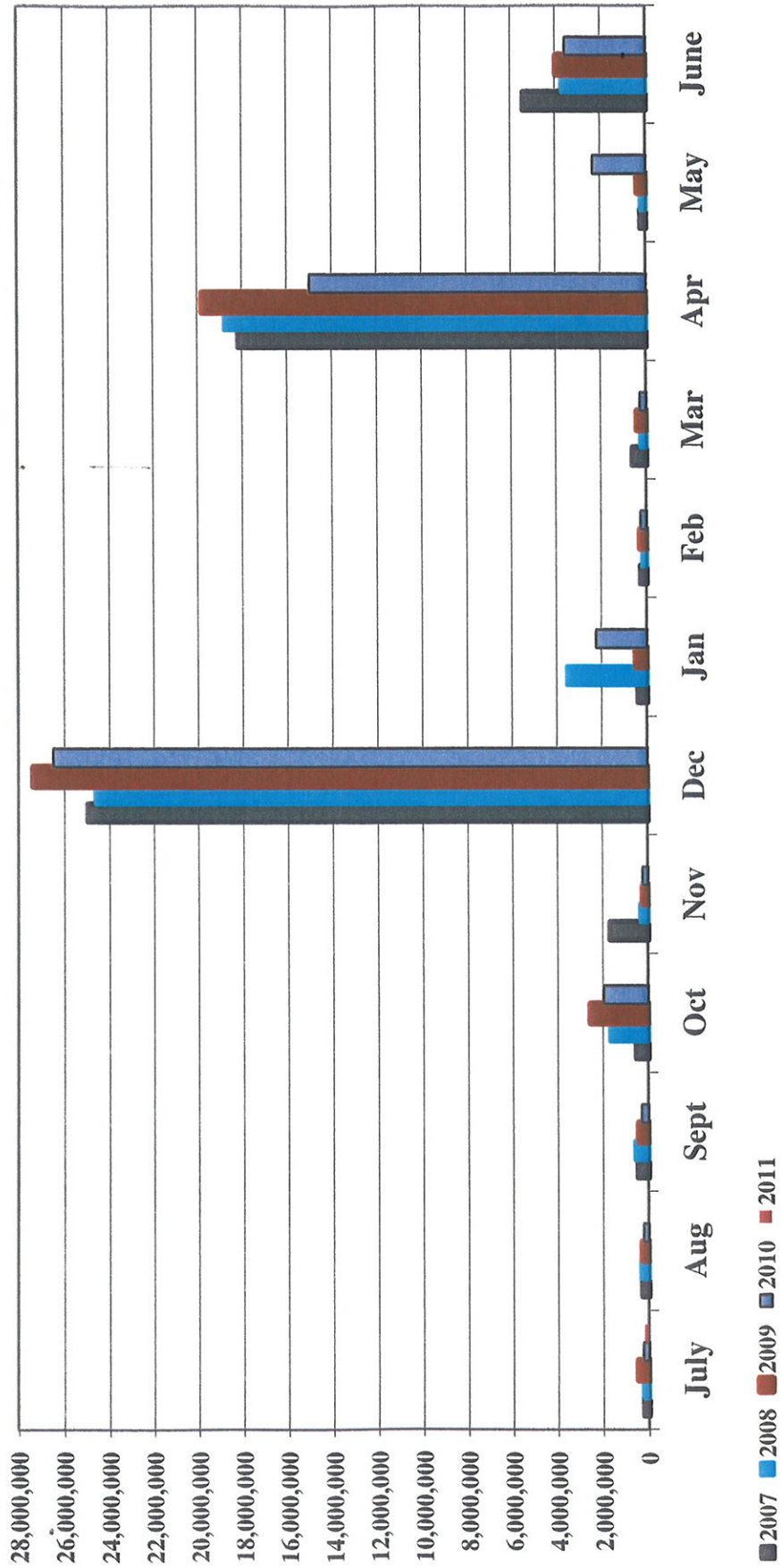
FISCAL YEAR COMPLETED - 8%								
DESCRIPTION	GL CODE	2007-2008 ACTUAL	2008-2009 ACTUAL	2009-2010 ACTUAL	2010-2011 BUDGET	EXPENDITURES TO DATE	REMAINING BAL. TO DATE	PERCENT EXPENDED
PERMANENT SALARIES	5110	\$20,695,452	\$21,913,062	\$21,979,823	\$21,816,361	\$1,788,925	\$20,027,436	8.20%
TEMPORARY SALARIES	5115	\$331,684	\$280,606	\$223,756	\$188,775	\$12,829	\$175,946	6.80%
PERMANENT OVERTIME	5120	\$5,011,294	\$5,126,576	\$4,597,107	\$4,000,000	\$477,927	\$3,522,073	11.95%
FEDERAL INSURANCE COMPENSATION	5140	\$367,385	\$384,599	\$379,421	\$316,435	\$32,029	\$284,406	10.12%
RETIREMENT CONTRIBUTIONS	5150	\$11,992,084	\$12,613,117	\$11,654,409	\$11,897,512	\$976,951	\$10,920,561	8.21%
EMPLOYEE GROUP INSURANCE	5160	\$3,309,643	\$3,537,064	\$3,446,521	\$4,420,978	\$628,711	\$3,792,267	14.22%
RETIREE HEALTH INSURANCE	5170	\$1,214,235	\$4,633,235	\$1,080,915	\$1,500,000	\$230,540	\$1,269,460	15.37%
UNEMPLOYMENT INSURANCE	5180	\$10,350	\$1,814	\$29,318	\$30,000	\$0	\$30,000	0.00%
WORKERS' COMPENSATION INS.	5190	\$427,860	\$601,711	\$638,059	\$660,000	\$63,255	\$596,745	9.58%
<b>TOTAL SALARIES AND BENEFITS</b>	<b>5100</b>	<b>\$43,359,987</b>	<b>\$49,091,784</b>	<b>\$44,029,329</b>	<b>\$44,830,061</b>	<b>\$4,211,167</b>	<b>\$40,618,894</b>	<b>9.39%</b>
OFFICE SUPPLIES	5202	\$42,987	\$44,889	\$43,108	\$45,757	\$1,937	\$43,820	4.23%
POSTAGE	5204	\$15,134	\$9,856	\$10,181	\$12,300	\$1,138	\$11,162	9.25%
TELECOMMUNICATIONS	5206	\$212,153	\$207,367	\$191,794	\$231,600	\$11,737	\$219,863	5.07%
UTILITIES	5208	\$246,082	\$296,585	\$302,015	\$252,000	\$8,318	\$243,682	3.30%
SMALL TOOLS/EQUIPMENT	5210	\$269,106	\$163,210	\$128,997	\$139,090	\$6,764	\$132,326	4.86%
MISCELLANEOUS SUPPLIES	5212	\$156,182	\$152,082	\$150,959	\$100,723	\$8,435	\$92,288	8.37%
MEDICAL SUPPLIES	5213	\$131,141	\$119,740	\$115,527	\$121,000	\$7,131	\$113,869	5.89%
FIREFIGHTING SUPPLIES	5214	\$155,547	\$131,770	\$139,196	\$106,375	\$1,587	\$104,788	1.49%
PHARMACEUTICAL SUPPLIES	5216	\$29,890	\$28,855	\$35,173	\$40,500	\$1,330	\$39,170	3.28%
COMPUTER SUPPLIES	5218	\$118,144	\$57,476	\$55,612	\$29,300	\$0	\$29,300	0.00%
RADIO EQUIPMENT & SUPPLIES	5219	\$121,670	\$89,623	\$50,198	\$45,000	\$0	\$45,000	0.00%
FILM PROCESSING/SUPPLIES	5220	\$1,697	\$7,115	\$741	\$0	\$0	\$0	0.00%
FOOD SUPPLIES	5222	\$22,182	\$24,542	\$22,148	\$27,260	\$1,821	\$25,439	6.68%
SAFETY CLOTHING/SUPPLIES	5224	\$267,904	\$167,266	\$132,513	\$135,000	\$2,773	\$132,227	2.05%
NON-SAFETY CLOTHING/SUPPLIES	5226	\$61,562	\$67,281	\$67,028	\$79,405	\$643	\$78,762	0.81%
HOUSEHOLD SUPPLIES	5228	\$48,555	\$65,113	\$40,834	\$37,750	\$1,789	\$35,961	4.74%
CENTRAL GARAGE - REPAIRS	5230	\$133,351	\$104,065	\$110,747	\$100,000	\$8,049	\$91,951	8.05%
CENTRAL GARAGE - MAINTENANCE	5231	\$17,004	\$12,509	\$18,074	\$38,250	\$37	\$38,213	0.10%
CENTRAL GARAGE - GAS, DIESEL & OIL	5232	\$178,570	\$169,675	\$165,112	\$170,750	\$5,431	\$165,319	3.18%
CENTRAL GARAGE - TIRES	5234	\$21,220	\$16,670	\$39,221	\$24,000	\$558	\$23,442	2.33%
CENTRAL GARAGE - MANDATED INSP.	5235	\$5,857	\$6,568	\$8,250	\$12,000	\$0	\$12,000	0.00%
MAINT./REPAIRS - EQUIPMENT	5236	\$142,399	\$135,552	\$96,527	\$133,360	\$11,154	\$122,206	8.36%
MAINT./REPAIRS - RADIO & ELECTRONIC	5238	\$551,378	\$285,978	\$333,941	\$384,600	\$103,906	\$280,694	27.02%
MAINT./REPAIRS - BUILDINGS	5240	\$413,688	\$257,526	\$217,464	\$155,750	\$12,049	\$143,701	7.74%
MAINT./REPAIRS - GROUNDS	5242	\$58,335	\$61,873	\$46,871	\$44,500	\$6,601	\$37,899	14.83%
RENTS & LEASES-EQUIP./PROPERTY	5246	\$92,234	\$56,753	\$54,890	\$60,800	\$25	\$60,775	0.04%
PROFESSIONAL/SPECIALIZED SERVICES	5250	\$809,091	\$960,219	\$746,993	\$800,766	\$60,973	\$739,793	7.61%
RECRUITING COSTS	5251	\$78,806	\$109,023	\$63,582	\$55,000	\$0	\$55,000	0.00%
LEGAL SERVICES	5252	\$163,378	\$192,639	\$246,839	\$197,000	\$5,631	\$191,369	2.86%
MEDICAL SERVICES	5254	\$73,941	\$83,483	\$112,336	\$109,700	\$0	\$109,700	0.00%
DATA PROCESSING SERVICES	5256	\$221	\$78	\$70	\$1,750	\$0	\$1,750	0.00%
COMMUNICATIONS SERVICES	5258	\$3,399	\$4,017	\$3,738	\$4,200	\$0	\$4,200	0.00%
DOCUMENT MANAGEMENT SERVICES	5260	\$1,477	\$17,222	\$510	\$0	\$0	\$0	0.00%
ELECTION SERVICES	5262	\$0	\$119,616	\$0	\$113,000	\$0	\$113,000	0.00%
INSURANCE SERVICES	5264	\$536,487	\$502,508	\$481,274	\$523,000	\$228,284	\$294,716	43.65%
PUBLICATION OF LEGAL NOTICES	5270	\$1,349	\$2,248	\$949	\$5,500	\$0	\$5,500	0.00%
SPECIALIZED PRINTING	5272	\$66,752	\$90,040	\$55,936	\$81,350	\$3,036	\$78,314	3.73%
MEMBERSHIPS	5274	\$44,639	\$54,857	\$48,871	\$51,409	\$28,489	\$22,920	55.42%
EDUCATIONAL COURSES/SUPPLIES	5276	\$151,734	\$126,996	\$138,221	\$56,400	\$6,566	\$49,834	11.64%
EDUCATIONAL ASSISTANCE PROGRAM	5277	\$27,515	\$30,389	\$30,761	\$24,120	\$0	\$24,120	0.00%
PUBLIC EDUCATIONAL SUPPLIES	5278	\$24,931	\$18,788	\$22,529	\$20,000	\$676	\$19,324	3.38%
BOOKS & PERIODICALS	5280	\$27,333	\$16,425	\$21,447	\$33,314	(\$323)	\$33,637	-0.97%
RECOGNITION SUPPLIES	5282	\$26,645	\$8,110	\$4,889	\$7,500	\$112	\$7,388	1.49%
MEETINGS/TRAVEL EXPENSES	5284	\$109,492	\$108,014	\$109,023	\$54,400	\$1,433	\$52,967	2.63%
OTHER	5286	\$0	\$0	\$154,062	\$0	\$0	\$0	0.00%
DISCOUNTS	5299	(\$72)	(\$90)	\$0	\$0	\$0	\$0	0.00%
<b>TOTAL SERVICES AND SUPPLIES</b>	<b>5200</b>	<b>\$5,660,989</b>	<b>\$5,184,521</b>	<b>\$4,819,151</b>	<b>\$4,665,479</b>	<b>\$538,090</b>	<b>\$4,127,389</b>	<b>11.53%</b>
<b>TOTAL GIF OPERATING EXPENDITURES</b>		<b>\$49,020,976</b>	<b>\$54,276,305</b>	<b>\$48,848,480</b>	<b>\$49,495,540</b>	<b>\$4,749,257</b>	<b>\$44,746,283</b>	<b>9.60%</b>



**SAN RAMON VALLEY FIRE PROTECTION DISTRICT  
REVENUES (ALL FUNDS)  
FISCAL YEAR 2010/2011  
JULY 1, 2010 - JULY 31, 2010**

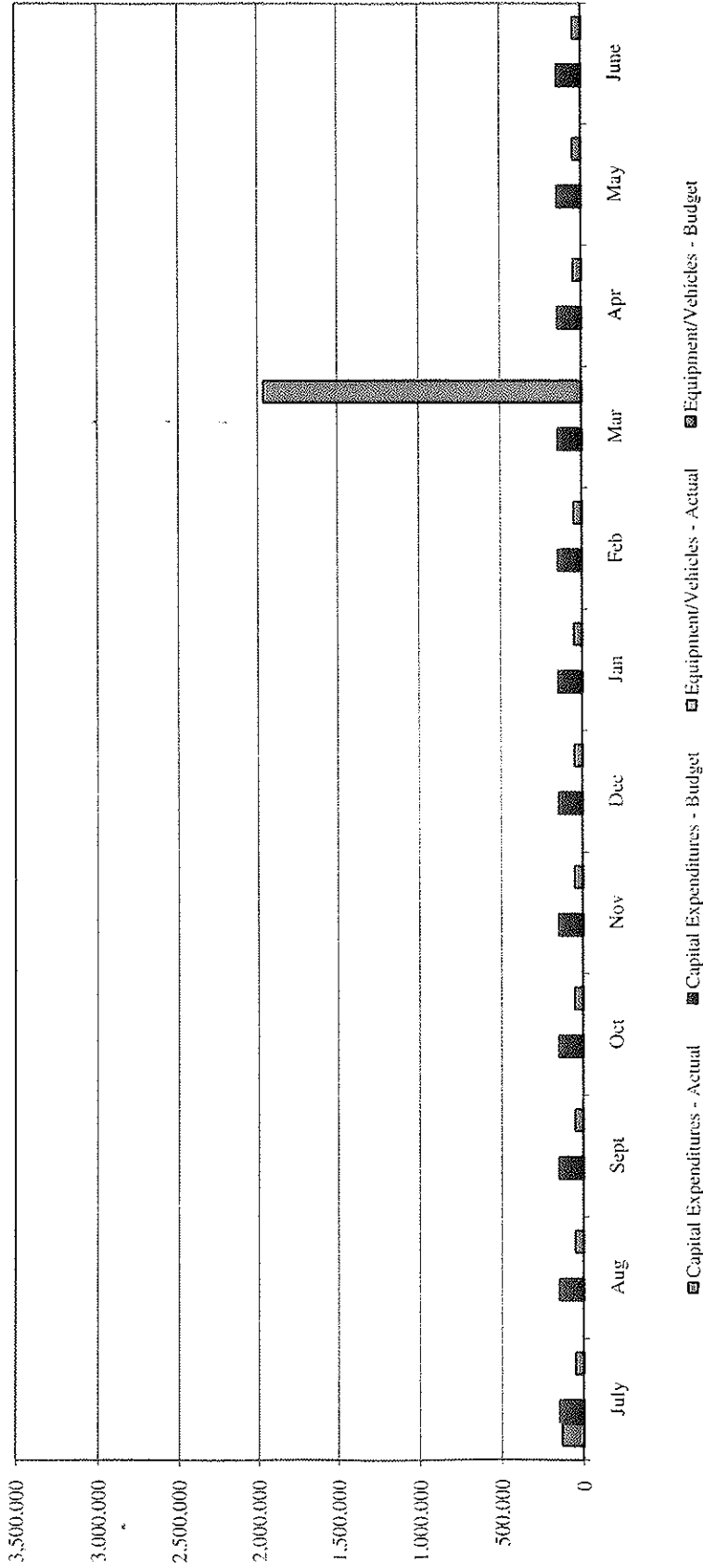
GL CODE	DESCRIPTION	2007/2008 ACTUAL REVENUE	2008/2009 ACTUAL REVENUE	2009/2010 ACTUAL REVENUE	2010/2011 ESTIMATED REVENUE	2010/2011 REALIZED REVENUE
<b>4100</b>	<b>TAXES</b>					
4110	PROPERTY TAXES - CURRENT SECURED	\$48,301,244	\$49,793,169	\$48,555,854	\$47,164,648	\$0
4120	PROPERTY TAXES - SUPPLEMENTAL	\$1,277,576	\$978,218	\$649,615	\$671,242	\$0
4130	PROPERTY TAXES - UTILITIES (Unitary)	\$679,858	\$710,831	\$760,539	\$737,724	\$0
4140	PROPERTY TAXES - CURRENT UNSECURED	\$1,483,621	\$1,593,394	\$1,832,522	\$1,573,941	\$0
4145	HOMEOWNERS PROPERTY TAX RELIEF	\$502,776	\$514,864	\$545,216	\$485,000	\$0
4150	LESS TAXES RETURNED TO COUNTY	(\$1,558,586)	(\$1,558,586)	(\$1,412,883)	(\$1,370,497)	\$0
4160	LESS COUNTY TAX ADMINISTRATION	(\$462,517)	(\$558,980)	(\$547,169)	(\$530,754)	\$0
4170	PROPERTY TAXES - PRIOR SECURED	(\$411,770)	(\$6,574)	(\$339,632)	(\$329,443)	\$0
4180	PROPERTY TAXES - PRIOR SUPPLEMENTAL	(\$117,662)	(\$151,486)	(\$393,227)	(\$381,429)	\$0
4190	PROPERTY TAXES - PRIOR UNSECURED	\$34,661	\$21,142	\$29,209	\$9,280	\$0
		<b>\$49,729,211</b>	<b>\$51,335,992</b>	<b>\$49,680,044</b>	<b>\$48,029,712</b>	<b>\$0</b>
<b>4200</b>	<b>INTERGOVERNMENTAL REVENUE</b>					
4220	MEASURE "H"	\$19,787	\$19,787	\$0	\$0	\$0
4230	SB-90 MANDATED COSTS	\$0	\$18,509	\$59,662	\$5,000	\$0
4240	MISCELLANEOUS STATE AID/GRANTS	\$759,633	\$1,163,281	\$309,199	\$300,000	\$0
4250	OTHER INTERGOVERNMENTAL REVENUE	\$28,354	\$168,377	\$42,000	\$40,000	\$3,020,000
		<b>\$807,774</b>	<b>\$1,369,954</b>	<b>\$410,861</b>	<b>\$345,000</b>	<b>\$3,020,000</b>
<b>4300</b>	<b>CHARGES FOR SERVICE</b>					
4310	INSPECTION FEES	\$35,492	\$32,721	\$40,847	\$35,000	\$2,757
4315	PLAN REVIEW	\$186,762	\$140,363	\$120,522	\$100,000	\$11,747
4320	WEED ABATEMENT CHARGES	\$6,682	\$8,130	\$8,299	\$5,000	\$0
4330	AMBULANCE SERVICES	\$1,924,268	\$2,314,570	\$2,388,561	\$2,352,000	\$188,906
4340	CPR CLASSES	\$1,450	\$1,899	\$2,278	\$1,500	\$150
4350	REPORTS/PHOTOCOPIES	\$1,426	\$2,143	\$1,796	\$1,500	\$145
4360	MISCELLANEOUS CURRENT SERVICES	\$1,373	\$0	\$0	\$0	\$0
		<b>\$2,157,453</b>	<b>\$2,499,826</b>	<b>\$2,562,303</b>	<b>\$2,495,000</b>	<b>\$203,705</b>
<b>4400</b>	<b>USE OF MONEY &amp; PROPERTY</b>					
4410	INVESTMENT EARNINGS	\$1,723,008	\$638,353	\$250,663	\$151,000	(\$53,769)
		<b>\$1,723,008</b>	<b>\$638,353</b>	<b>\$250,663</b>	<b>\$151,000</b>	<b>(\$53,769)</b>
<b>4500</b>	<b>RENTS, ROYALTIES AND COMMISSIONS</b>					
4510	RENT ON REAL ESTATE	\$139,557	\$157,865	\$143,853	\$147,800	\$17,249
		<b>\$139,557</b>	<b>\$157,865</b>	<b>\$143,853</b>	<b>\$147,800</b>	<b>\$17,249</b>
<b>4600</b>	<b>OTHER REVENUE</b>					
4610	DONATIONS/CONTRIBUTIONS	\$726	\$470	\$1,500	\$0	\$0
4620	SALE OF PROPERTY	\$0	\$0	\$19,348	\$0	\$0
4640	MISCELLANEOUS REVENUE	\$43,923	\$25,424	\$38,898	\$0	\$55
4640	CASH OVERAGE/SHORTAGE				\$0	(\$291)
		<b>\$44,649</b>	<b>\$25,894</b>	<b>\$59,746</b>	<b>\$0</b>	<b>(\$236)</b>
	<b>REVENUE TOTAL</b>	<b>\$54,601,652</b>	<b>\$56,027,884</b>	<b>\$53,107,470</b>	<b>\$51,168,512</b>	<b>\$3,186,949</b>

**GENERAL FUND REVENUE  
FISCAL YEARS 2007 - 2011**



# CAPITAL & EQUIPMENT/VEHICLES FUNDS

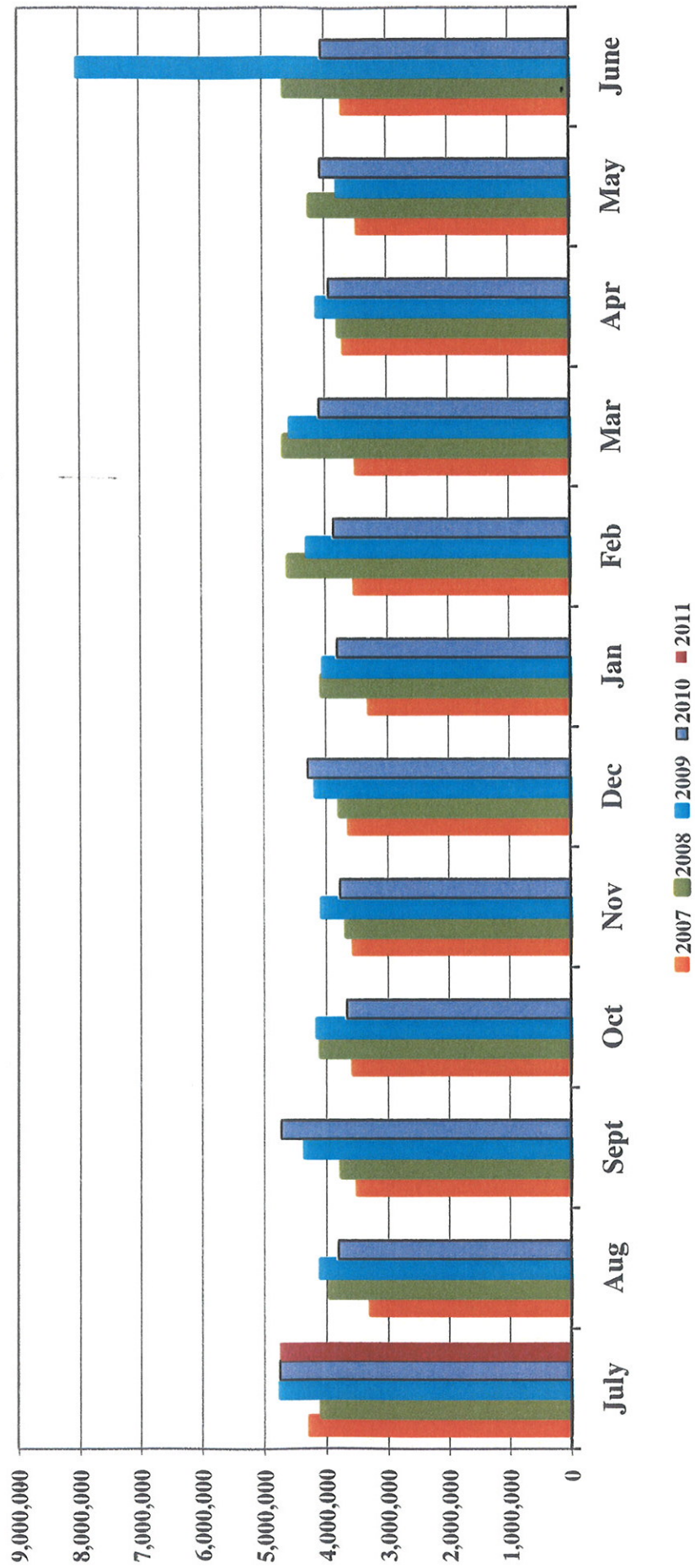
## COMPARISON OF ACTUAL TO BUDGET FISCAL YEAR 2010-2011



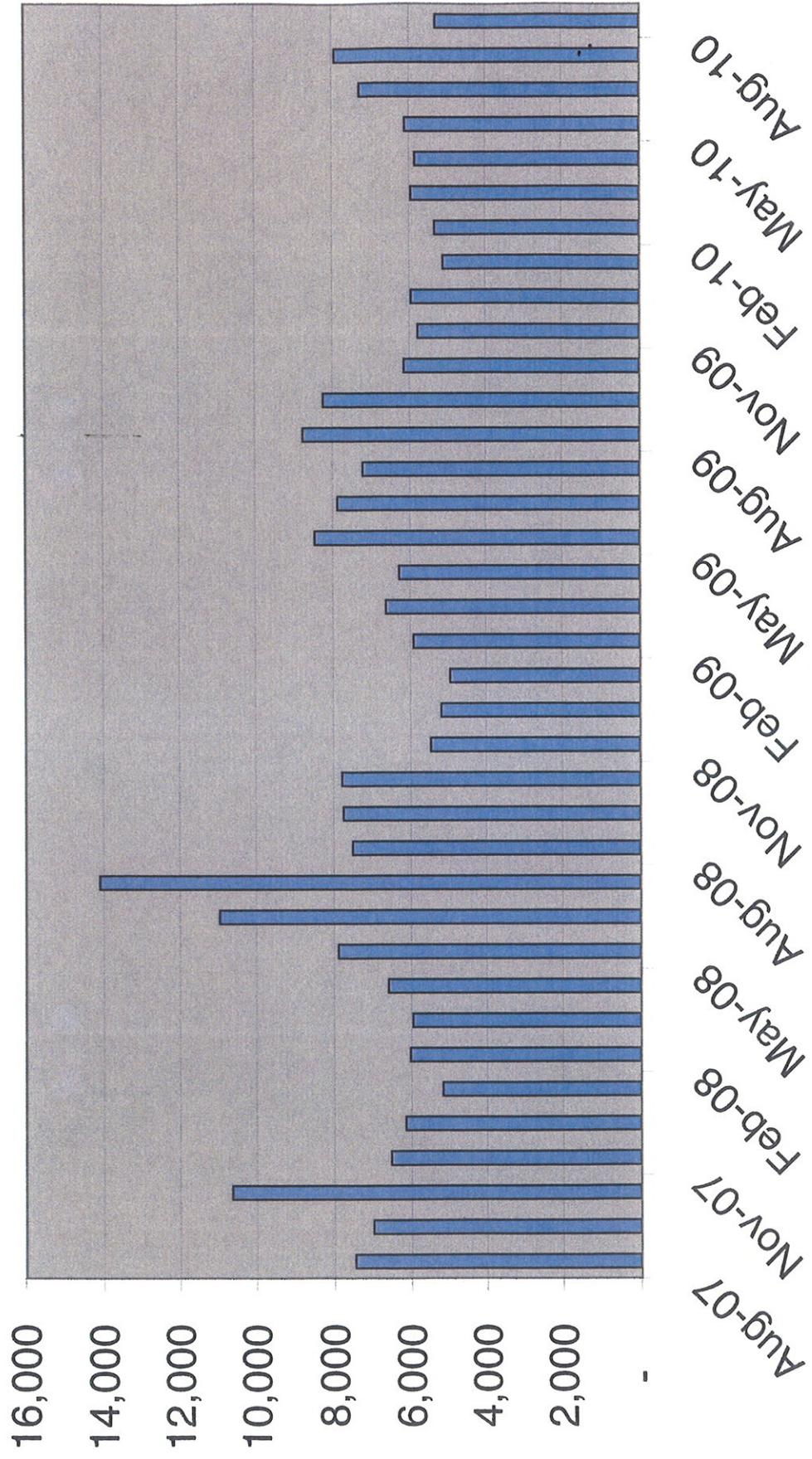
GENERAL FUND  
COMPARISON OF ACTUAL TO BUDGETED  
FISCAL YEAR 2010-11



**GENERAL FUND EXPENDITURES  
FISCAL YEARS 2007 - 2011**



# Total Overtime Hours by Month Aug 2007 - Aug 2010



# Overtime Assignment Summary Report

8/1/2010 Through 8/31/2010

**WORK CODE: 1          STAFFING**

ASSIGNMENT	Time Worked	Time Paid
101      HOLD OVER FOR CALL	9.75	11.50
103      MISC. STAFFING COVE	4346.53	4347.25
107      LATE/STA. MOVE COVE	4.33	7.25
199      MID SHIFT RECALL	22.00	22.00
<b>Total All Assignments This Work Type:</b>	<b>4,382.61</b>	<b>4,388.00</b>

**WORK CODE: 2          TRAINING**

ASSIGNMENT	Time Worked	Time Paid
201      OPERATIONS TRAINING	99.25	99.25
203      FIRST AID / CPR	1.50	1.50
209      RESCUE TRAINING	177.25	177.25
210      HAZ-MAT TRAINING	75.75	75.75
216      EMD/DISPATCH TRAINI	24.00	24.00
<b>Total All Assignments This Work Type:</b>	<b>377.75</b>	<b>377.75</b>

# Overtime Assignment Summary Report

8/1/2010 Through 8/31/2010

ASSIGNMENT	Time Worked	Time Paid
<b>WORK CODE: 3      ASSIGNMENTS</b>		
301      MEETINGS/PROJECT DE	210.00	210.00
306      WELLNESS PROGRAM	1.00	1.00
310      MISC. MAINTENANCE	2.00	2.00
315      RECRUITMENT INTERN	7.50	7.50
317      RECRUITMENT EXTER	28.25	28.25
320      PUBLIC EVENTS	3.75	4.50
340      PROJECT WORK	16.75	16.75
<b>Total All Assignments This Work Type:</b>	<b>269.25</b>	<b>270.00</b>
 <b>WORK CODE: 7      EMERGENCY</b>		
700      EMERGENCY RECALL	270.19	273.50
<b>Total All Assignments This Work Type:</b>	<b>270.19</b>	<b>273.50</b>
<b>Report Grand Total:</b>	<b>5,299.80</b>	<b>5,309.25</b>



# Overtime Summary Report

8/1/2010 Through 8/31/2010

<b>WORK CODE:</b>		<b>Time Paid</b>
1	STAFFING	<b>4,388.00</b>
2	TRAINING	<b>377.75</b>
3	ASSIGNMENTS	<b>270.00</b>
7	EMERGENCY	<b>273.50</b>
	<b>Report Grand Total:</b>	<b>5,309.25</b>

## August 2010 Staffing/Overtime Analysis

	<u>Staffing OT \$</u>	<u>Staffing OT Hrs</u>	<u>Staffing OT FTE</u>	<u>Paid FTE</u>	<u>Total Effective FTE</u>	<u>See Note 1</u>
ACTUAL AUGUST RESULTS	\$ 239,519	4,895.75	20.17	130.00	150.17	16.41%
PROJECTED AUGUST						
HIRING IN PLACE OF OVERTIME	\$ 345,224	4,895.75				
NET SAVINGS						
OVERTIME IN PLACE OF HIRING	\$ 105,705					

**Note 1:** This figure represents the percentage of time necessary to backfill regularly staffed positions for the month. This amount will routinely include the following components:

- The variance of regular, full-time paid employees either above or below the optimal 129 FTEs based upon the 10% hiring model
- Vacation Leave
- Sick Leave
- Disability Leave
- Various (jury duty, station moves, medic coverage, etc.)

Current 10% Hiring Model = 129 FTEs

SAN RAMON VALLEY FIRE PROTECTION DISTRICT  
 CAPITAL PROJECTS FUND AND EQUIPMENT/VEHICLES FUND EXPENDITURES  
 FISCAL YEAR 2010 - 2011  
 JULY 1, 2010 - AUGUST 31, 2010

FISCAL YEAR COMPLETED - 17%								
DESCRIPTION	GL CODE	2007/2008 ACTUAL	2008/2009 ACTUAL	2009/2010 ACTUAL	2010/2011 BUDGET	EXPENDITURES TO DATE	REMAINING BAL. TO DATE	PERCENT EXPENDED
RENTS & LEASES - PROPERTY	5246	\$0	\$0	\$12,500	\$0	\$0	\$0	
LAND	6103	\$0	\$0	\$0	\$0	\$0	\$0	
DESIGN/CONSTRUCTION	6105/6110	\$3,650,874	\$5,223,568	\$1,917,756	\$1,750,000	\$200,496	\$1,549,504	11%
VARIOUS IMPROVEMENTS	6120	\$44,994	\$86,887	\$224,480	\$50,000	\$0	\$50,000	0%
<b>TOTAL CAPITAL PROJECTS (FUND 300)</b>		<b>\$3,695,868</b>	<b>\$5,310,455</b>	<b>\$2,154,746</b>	<b>\$1,800,000</b>	<b>\$200,496</b>	<b>\$1,599,504</b>	<b>11%</b>
OFFICE EQUIP. & FURNISHINGS	6210	\$52,571	\$12,710	\$11,905	\$0	\$0	\$0	
MEDICAL/LAB EQUIPMENT	6220	\$148,962	\$0	\$11,397	\$0	\$0	\$0	
RADIO/ELECTRONIC EQUIPMENT	6230	\$0	\$229,498	\$247,764	\$561,500	\$110,345	\$451,155	20%
TOOLS & SUNDRY EQUIPMENT	6240	\$226,541	\$38,496	\$204,987	\$25,000	\$0	\$25,000	0%
AUTO & TRUCKS	6250	-\$1,129	\$46,305	\$465,181	\$1,915,000	\$0	\$1,915,000	0%
<b>TOTAL EQUIPMENT/VEHICLES (FUND 600)</b>		<b>\$426,945</b>	<b>\$327,009</b>	<b>\$941,234</b>	<b>\$2,501,500</b>	<b>\$110,345</b>	<b>\$2,391,155</b>	<b>4%</b>
BOND REDEMPTION - 2003/2006/2010 COP	5310	\$1,329,961	\$1,328,704	\$1,330,979	\$1,825,885	\$1,020,739	\$805,146	56%
VEHICLE LEASE #1	5310	\$75,921	\$0	\$0	\$0	\$0	\$0	
VEHICLE LEASE #2	5310	\$329,498	\$329,497	\$329,498	\$329,498	\$0	\$329,498	0%
VEHICLE LEASE #3	5310	\$756,033	\$756,033	\$756,032	\$756,033	\$0	\$756,033	0%
<b>TOTAL DEBT SERVICE (FUND 200)</b>		<b>\$2,491,413</b>	<b>\$2,414,234</b>	<b>\$2,416,509</b>	<b>\$2,911,416</b>	<b>\$1,020,739</b>	<b>\$1,890,677</b>	<b>35%</b>
SERVICES & SUPPLIES	5000	\$30,641	\$21,875	\$44,211	\$60,000	\$7,660	\$52,340	13%
<b>TOTAL AGENCY FUND (FUND 700)</b>		<b>\$30,641</b>	<b>\$21,875</b>	<b>\$44,211</b>	<b>\$60,000</b>	<b>\$7,660</b>	<b>\$52,340</b>	<b>13%</b>
<b>TOTAL - CAPITAL, EQUIP, DEBT &amp; AGENCY</b>		<b>\$6,644,867</b>	<b>\$8,073,573</b>	<b>\$5,556,700</b>	<b>\$7,272,916</b>	<b>\$1,339,240</b>	<b>\$5,933,676</b>	<b>18%</b>

**SAN RAMON VALLEY FIRE PROTECTION DISTRICT  
COMBINED BALANCE SHEET OF ALL FUND TYPES  
AUGUST 31, 2010**

	GOVERNMENTAL FUND TYPES						AGENCY		ACCOUNT		GROUPS	
	General Fund - 100	Debt Service Fund - 200	Capital Projects Fund - 300	Equipment/Vehicles Fund - 600	CERT PROGRAM Fund - 700	Fixed Assets Fund - 800	General Fund - 900	Long-Term Debt Fund - 900	General		Totals (Memo. Only)	
<b>ASSETS</b>												
Cash - Union Bank of California	\$ (2,634,831)	\$ -	\$ 2,993,880	\$ -	\$ 53,864	\$ -	\$ -	\$ -	\$ -	\$ -	\$ -	\$ 412,913
Cash - Union Bank of California-Prem.@ 0.10%	3,490,789											3,490,789
Cash - UBC - Workers' Compensation	(10,831)											(10,831)
Cash - Comeria-Flex Spending	20,097											20,097
Petty Cash	400											400
Investments - LAIF @ 0.56%	26,755,274				2,719							26,757,993
Cash with Fiscal Agent (Note #1)		1,329,517										1,329,517
Accounts Receivable	136,245											136,245
Prepaid Expenses/Deposits	10,841		237,500									248,341
Land								7,105,802				7,105,802
Buildings & Improvements/Construction								26,326,460				26,326,460
Equipment								23,841,369				23,841,369
Accumulated Depreciation								(25,608,208)				(25,608,208)
Amount to be Provided for General												
Long Term Debt												
<b>Total Assets</b>	<b>\$ 27,767,984</b>	<b>\$ 1,329,517</b>	<b>\$ 3,231,380</b>	<b>\$ -</b>	<b>\$ 56,583</b>	<b>\$ 31,665,423</b>	<b>\$ 19,736,076</b>	<b>\$ 83,786,963</b>	<b>\$ -</b>	<b>\$ -</b>	<b>\$ 19,736,076</b>	<b>\$ 83,786,963</b>
<b>LIABILITIES</b>												
Accounts Payable	\$ 58,789	\$ -	\$ 10,156	\$ -	\$ -	\$ -	\$ -	\$ -	\$ -	\$ -	\$ -	\$ 68,945
Accrued Expenses	2,960,165											2,960,165
Deposits Payable	1,420											1,420
Long Term Debt:												
(1) Certificates of Participation												
(2) Vehicle Lease												
Claims Payable	174,159											174,159
Compensated Absences												
<b>Total Liabilities</b>	<b>\$ 3,194,533</b>	<b>\$ -</b>	<b>\$ 10,156</b>	<b>\$ -</b>	<b>\$ -</b>	<b>\$ -</b>	<b>\$ -</b>	<b>\$ -</b>	<b>\$ -</b>	<b>\$ -</b>	<b>\$ 19,736,076</b>	<b>\$ 22,940,765</b>
<b>FUND EQUITY</b>												
Investment in General Fixed Assets												
Reserved for Debt Service		1,329,517										1,329,517
Reserved for Prepaid Expenses/Deposits	10,841		237,500									248,341
Designated for Workers' Compensation	1,000,000											1,000,000
Designated for Dry Spell (Cash Flow)	21,992,422											21,992,422
Designated for Tactical Training Center			2,993,880									2,993,880
Undesignated	1,570,188		(10,156)									1,616,615
<b>Total Fund Balance</b>	<b>\$ 24,573,451</b>	<b>\$ 1,329,517</b>	<b>\$ 3,221,224</b>	<b>\$ -</b>	<b>\$ 56,583</b>	<b>\$ 31,665,423</b>	<b>\$ -</b>	<b>\$ 60,846,198</b>	<b>\$ -</b>	<b>\$ -</b>	<b>\$ 19,736,076</b>	<b>\$ 83,786,963</b>
<b>Total Liabilities and Fund Equity</b>	<b>\$ 27,767,984</b>	<b>\$ 1,329,517</b>	<b>\$ 3,231,380</b>	<b>\$ -</b>	<b>\$ 56,583</b>	<b>\$ 31,665,423</b>	<b>\$ 19,736,076</b>	<b>\$ 83,786,963</b>	<b>\$ -</b>	<b>\$ -</b>	<b>\$ 19,736,076</b>	<b>\$ 83,786,963</b>

Note 1 - US Bank:  
Reserve Fund (COP 2003) Market Value \$730,080, Interest Rate 0.20% (Money Market Fund)  
Reserve Fund (COP 2006) Market Value \$599,437, Interest Rate 0.20% (Money Market Fund)

**SAN RAMON VALLEY FIRE PROTECTION DISTRICT  
REVENUE/EXPENDITURE HISTORY**

Month	2006-07		2007-08		2008-09		2009-10		2010-11	
	Revenue	Expenditures	Revenue	Expenditures	Revenue	Expenditures	Revenue	Expenditures	Revenue	Expenditures
July	220,615	4,259,268	206,857	4,051,393	409,494	4,731,355	247,304	4,758,259	166,735	4,749,257
August	296,654	3,274,027	309,023	3,934,582	215,934	4,086,942	222,953	3,806,559	215,809	4,025,589
September	486,663	3,487,349	561,478	3,731,470	367,546	4,339,978	296,640	4,728,793		
October	542,471	3,557,605	1,640,500	4,066,860	2,483,697	4,137,431	1,955,619	3,664,748		
November	1,689,992	3,549,374	312,547	3,648,147	165,281	4,058,659	228,442	3,778,804		
December	24,981,792	3,622,509	24,595,524	3,757,596	27,327,550	4,162,810	26,486,066	4,293,444		
January	408,114	3,286,521	3,484,808	4,039,456	437,643	4,026,715	2,231,614	3,813,140		
February	272,420	3,519,689	154,599	4,573,322	234,858	4,284,220	253,553	3,865,360		
March	619,867	3,487,574	219,862	4,638,451	358,150	4,551,611	263,343	4,094,246		
April	18,178,615	3,680,317	18,767,904	3,751,889	19,725,844	4,110,947	14,980,947	3,933,954		
May	232,490	3,457,733	197,558	4,210,272	315,047	3,773,572	2,319,553	4,064,248		
June	5,437,965	3,697,713	3,677,543	4,615,870	3,892,839	8,012,065	3,562,930	4,046,925		

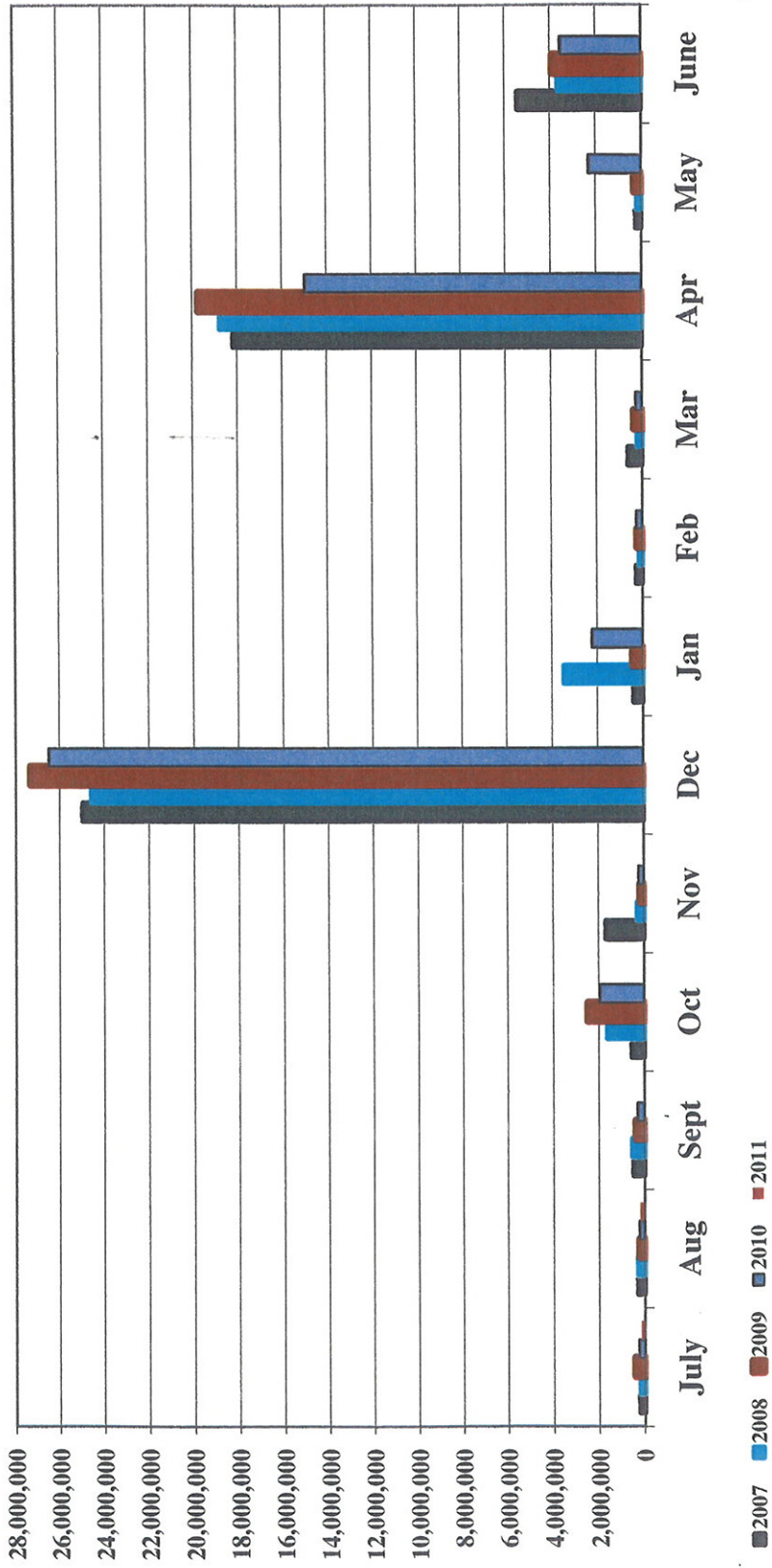
**SAN RAMON VALLEY FIRE PROTECTION DISTRICT**  
**GENERAL FUND EXPENDITURES**  
**FISCAL YEAR 2010/2011**  
**JULY 1, 2010 - AUGUST 31, 2010**

FISCAL YEAR COMPLETED - 17%								
DESCRIPTION	GL CODE	2007-2008 ACTUAL	2008-2009 ACTUAL	2009-2010 ACTUAL	2010-2011 BUDGET	EXPENDITURES TO DATE	REMAINING BAL. TO DATE	PERCENT EXPENDED
PERMANENT SALARIES	5110	\$20,695,452	\$21,913,062	\$21,979,823	\$21,816,361	\$3,587,393	\$18,228,968	16.44%
TEMPORARY SALARIES	5115	\$331,684	\$280,606	\$223,756	\$188,775	\$25,260	\$163,515	13.38%
PERMANENT OVERTIME	5120	\$5,011,294	\$5,126,576	\$4,597,107	\$4,000,000	\$791,998	\$3,208,002	19.80%
FEDERAL INSURANCE COMPENSATION	5140	\$367,385	\$384,599	\$379,421	\$316,435	\$61,807	\$254,628	19.53%
RETIREMENT CONTRIBUTIONS	5150	\$11,992,084	\$12,613,117	\$11,654,409	\$11,897,512	\$1,956,615	\$9,940,897	16.45%
EMPLOYEE GROUP INSURANCE	5160	\$3,309,643	\$3,537,054	\$3,446,521	\$4,420,978	\$954,637	\$3,466,341	21.59%
RETIREE HEALTH INSURANCE	5170	\$1,214,235	\$4,633,235	\$1,080,915	\$1,500,000	\$332,169	\$1,167,831	22.14%
UNEMPLOYMENT INSURANCE	5180	\$10,350	\$1,814	\$29,318	\$30,000	\$0	\$30,000	0.00%
WORKERS' COMPENSATION INS.	5190	\$427,860	\$601,711	\$638,059	\$660,000	\$112,366	\$547,634	17.03%
<b>TOTAL SALARIES AND BENEFITS</b>	<b>5100</b>	<b>\$43,359,987</b>	<b>\$49,091,784</b>	<b>\$44,029,329</b>	<b>\$44,830,061</b>	<b>\$7,822,245</b>	<b>\$37,007,816</b>	<b>17.45%</b>
OFFICE SUPPLIES	5202	\$42,987	\$44,889	\$43,108	\$45,757	\$3,619	\$42,138	7.91%
POSTAGE	5204	\$15,134	\$9,856	\$10,181	\$12,300	\$1,457	\$10,843	11.85%
TELECOMMUNICATIONS	5206	\$212,153	\$207,367	\$191,794	\$231,600	\$21,336	\$210,264	9.21%
UTILITIES	5208	\$246,082	\$296,585	\$302,015	\$252,000	\$57,500	\$194,500	22.82%
SMALL TOOLS/EQUIPMENT	5210	\$269,106	\$163,210	\$128,997	\$139,090	\$13,796	\$125,294	9.92%
MISCELLANEOUS SUPPLIES	5212	\$156,182	\$152,082	\$150,959	\$100,723	\$16,194	\$84,529	16.08%
MEDICAL SUPPLIES	5213	\$131,141	\$119,740	\$115,527	\$121,000	\$18,741	\$102,259	15.49%
FIREFIGHTING SUPPLIES	5214	\$155,547	\$131,770	\$139,196	\$106,375	\$8,273	\$98,102	7.78%
PHARMACEUTICAL SUPPLIES	5216	\$29,890	\$28,855	\$35,173	\$40,500	\$2,060	\$38,440	5.09%
COMPUTER SUPPLIES	5218	\$118,144	\$57,476	\$55,612	\$29,300	\$885	\$28,415	3.02%
RADIO EQUIPMENT & SUPPLIES	5219	\$121,670	\$89,623	\$50,198	\$45,000	\$9,605	\$35,395	21.34%
FILM PROCESSING/SUPPLIES	5220	\$1,697	\$7,115	\$741	\$0	\$0	\$0	
FOOD SUPPLIES	5222	\$22,182	\$24,542	\$22,148	\$27,260	\$3,150	\$24,110	11.56%
SAFETY CLOTHING/SUPPLIES	5224	\$267,904	\$167,266	\$132,513	\$135,000	\$7,598	\$127,402	5.63%
NON-SAFETY CLOTHING/SUPPLIES	5226	\$61,562	\$67,281	\$67,028	\$79,405	\$6,969	\$72,436	8.78%
HOUSEHOLD SUPPLIES	5228	\$48,555	\$65,113	\$40,834	\$37,750	\$4,292	\$33,458	11.37%
CENTRAL GARAGE - REPAIRS	5230	\$133,351	\$104,065	\$110,747	\$100,000	\$16,034	\$83,966	16.03%
CENTRAL GARAGE - MAINTENANCE	5231	\$17,004	\$12,509	\$18,074	\$38,250	\$6,189	\$32,061	16.18%
CENTRAL GARAGE - GAS, DIESEL & OIL	5232	\$178,570	\$169,675	\$165,112	\$170,750	\$16,398	\$154,352	9.60%
CENTRAL GARAGE - TIRES	5234	\$21,220	\$16,670	\$39,221	\$24,000	\$4,126	\$19,874	17.19%
CENTRAL GARAGE - MANDATED INSP.	5235	\$5,857	\$6,568	\$8,250	\$12,000	\$0	\$12,000	0.00%
MAINT./REPAIRS - EQUIPMENT	5236	\$142,399	\$135,552	\$96,527	\$133,360	\$24,096	\$109,264	18.07%
MAINT./REPAIRS - RADIO & ELECTRONIC	5238	\$551,378	\$285,978	\$333,941	\$384,600	\$138,532	\$246,068	36.02%
MAINT./REPAIRS - BUILDINGS	5240	\$413,688	\$257,526	\$217,464	\$155,750	\$17,960	\$137,790	11.53%
MAINT./REPAIRS - GROUNDS	5242	\$58,335	\$61,873	\$46,871	\$44,500	\$11,619	\$32,881	26.11%
RENTS & LEASES-EQUIP./PROPERTY	5246	\$92,234	\$56,753	\$54,890	\$60,800	\$1,004	\$58,796	1.65%
PROFESSIONAL/SPECIALIZED SERVICES	5250	\$809,091	\$960,219	\$746,993	\$800,766	\$229,409	\$571,357	28.65%
RECRUITING COSTS	5251	\$78,806	\$109,023	\$63,582	\$55,000	\$10,500	\$44,500	19.09%
LEGAL SERVICES	5252	\$163,378	\$192,639	\$246,839	\$197,000	\$9,164	\$187,836	4.65%
MEDICAL SERVICES	5254	\$73,941	\$83,483	\$112,336	\$109,700	\$1,659	\$108,041	1.51%
DATA PROCESSING SERVICES	5256	\$221	\$78	\$70	\$1,750	\$0	\$1,750	0.00%
COMMUNICATIONS SERVICES	5258	\$3,399	\$4,017	\$3,738	\$4,200	\$0	\$4,200	0.00%
DOCUMENT MANAGEMENT SERVICES	5260	\$1,477	\$17,222	\$510	\$0	\$0	\$0	
ELECTION SERVICES	5262	\$0	\$119,616	\$0	\$113,000	\$0	\$113,000	0.00%
INSURANCE SERVICES	5264	\$536,487	\$502,508	\$481,274	\$523,000	\$228,284	\$294,716	43.65%
PUBLICATION OF LEGAL NOTICES	5270	\$1,349	\$2,248	\$949	\$5,500	\$33	\$5,467	0.60%
SPECIALIZED PRINTING	5272	\$66,752	\$90,040	\$55,936	\$81,350	\$3,767	\$77,583	4.63%
MEMBERSHIPS	5274	\$44,639	\$54,857	\$48,871	\$51,409	\$40,019	\$11,390	77.84%
EDUCATIONAL COURSES/SUPPLIES	5276	\$151,734	\$126,996	\$138,221	\$56,400	\$10,072	\$46,328	17.86%
EDUCATIONAL ASSISTANCE PROGRAM	5277	\$27,515	\$30,389	\$30,761	\$24,120	\$815	\$23,305	3.38%
PUBLIC EDUCATIONAL SUPPLIES	5278	\$24,931	\$18,768	\$22,529	\$20,000	\$1,083	\$18,917	5.42%
BOOKS & PERIODICALS	5280	\$27,333	\$16,425	\$21,447	\$33,314	\$2,063	\$31,251	6.19%
RECOGNITION SUPPLIES	5282	\$26,545	\$8,110	\$4,889	\$7,500	\$223	\$7,277	2.97%
MEETINGS/TRAVEL EXPENSES	5284	\$109,492	\$108,014	\$109,023	\$54,400	\$4,077	\$50,323	7.49%
OTHER	5286	\$0	\$0	\$154,062	\$0	\$0	\$0	
DISCOUNTS	5299	(\$72)	(\$90)	\$0	\$0	\$0	\$0	
<b>TOTAL SERVICES AND SUPPLIES</b>	<b>5200</b>	<b>\$5,660,989</b>	<b>\$5,184,521</b>	<b>\$4,819,151</b>	<b>\$4,665,479</b>	<b>\$952,601</b>	<b>\$3,712,878</b>	<b>20.42%</b>
<b>TOTAL G/F OPERATING EXPENDITURES</b>		<b>\$49,020,976</b>	<b>\$54,276,305</b>	<b>\$48,848,480</b>	<b>\$49,495,540</b>	<b>\$8,774,846</b>	<b>\$40,720,694</b>	<b>17.73%</b>

**SAN RAMON VALLEY FIRE PROTECTION DISTRICT  
REVENUES (ALL FUNDS)  
FISCAL YEAR 2010/2011  
JULY 1, 2010 - AUGUST 31, 2010**

GL CODE	DESCRIPTION	2007/2008 ACTUAL REVENUE	2008/2009 ACTUAL REVENUE	2009/2010 ACTUAL REVENUE	2010/2011 ESTIMATED REVENUE	2010/2011 REALIZED REVENUE
<b>4100</b>	<b>TAXES</b>					
4110	PROPERTY TAXES - CURRENT SECURED	\$48,301,244	\$49,793,169	\$48,555,854	\$47,164,648	\$0
4120	PROPERTY TAXES - SUPPLEMENTAL	\$1,277,576	\$978,218	\$649,615	\$671,242	\$0
4130	PROPERTY TAXES - UTILITIES (Unitary)	\$679,868	\$710,831	\$760,539	\$737,724	\$0
4140	PROPERTY TAXES - CURRENT UNSECURED	\$1,483,621	\$1,593,394	\$1,832,522	\$1,573,941	\$0
4145	HOMEOWNERS PROPERTY TAX RELIEF	\$502,776	\$514,864	\$545,216	\$485,000	\$0
4150	LESS TAXES RETURNED TO COUNTY	(\$1,558,586)	(\$1,558,586)	(\$1,412,883)	(\$1,370,497)	\$0
4160	LESS COUNTY TAX ADMINISTRATION	(\$462,517)	(\$558,980)	(\$547,169)	(\$530,754)	\$0
4170	PROPERTY TAXES - PRIOR SECURED	(\$411,770)	(\$6,574)	(\$339,632)	(\$329,443)	\$0
4180	PROPERTY TAXES - PRIOR SUPPLEMENTAL	(\$117,662)	(\$151,486)	(\$393,227)	(\$381,429)	\$0
4190	PROPERTY TAXES - PRIOR UNSECURED	\$34,661	\$21,142	\$29,209	\$9,280	\$0
		<b>\$49,729,211</b>	<b>\$51,335,992</b>	<b>\$49,680,044</b>	<b>\$48,029,712</b>	<b>\$0</b>
<b>4200</b>	<b>INTERGOVERNMENTAL REVENUE</b>					
4220	MEASURE "H"	\$19,787	\$19,787	\$0	\$0	\$0
4230	SB-90 MANDATED COSTS	\$0	\$18,509	\$59,662	\$5,000	\$0
4240	MISCELLANEOUS STATE AID/GRANTS	\$759,633	\$1,163,281	\$309,199	\$300,000	\$0
4250	OTHER INTERGOVERNMENTAL REVENUE	\$28,354	\$168,377	\$42,000	\$40,000	\$3,030,000
		<b>\$807,774</b>	<b>\$1,369,954</b>	<b>\$410,861</b>	<b>\$345,000</b>	<b>\$3,030,000</b>
<b>4300</b>	<b>CHARGES FOR SERVICE</b>					
4310	INSPECTION FEES	\$35,492	\$32,721	\$40,847	\$35,000	\$3,014
4315	PLAN REVIEW	\$186,762	\$140,363	\$120,522	\$100,000	\$18,164
4320	WEED ABATEMENT CHARGES	\$6,682	\$8,130	\$8,299	\$5,000	(\$3,309)
4330	AMBULANCE SERVICES	\$1,924,268	\$2,314,570	\$2,388,561	\$2,352,000	\$391,476
4340	CPR CLASSES	\$1,450	\$1,899	\$2,278	\$1,500	\$300
4350	REPORTS/PHOTOCOPIES	\$1,426	\$2,143	\$1,796	\$1,500	\$340
4360	MISCELLANEOUS CURRENT SERVICES	\$1,373	\$0	\$0	\$0	\$0
		<b>\$2,157,453</b>	<b>\$2,499,826</b>	<b>\$2,562,303</b>	<b>\$2,495,000</b>	<b>\$409,985</b>
<b>4400</b>	<b>USE OF MONEY &amp; PROPERTY</b>					
4410	INVESTMENT EARNINGS	\$1,723,008	\$638,353	\$250,663	\$151,000	(\$53,326)
		<b>\$1,723,008</b>	<b>\$638,353</b>	<b>\$250,663</b>	<b>\$151,000</b>	<b>(\$53,326)</b>
<b>4500</b>	<b>RENTS, ROYALTIES AND COMMISSIONS</b>					
4510	RENT ON REAL ESTATE	\$139,557	\$157,865	\$143,853	\$147,800	\$25,896
		<b>\$139,557</b>	<b>\$157,865</b>	<b>\$143,853</b>	<b>\$147,800</b>	<b>\$25,896</b>
<b>4600</b>	<b>OTHER REVENUE</b>					
4610	DONATIONS/CONTRIBUTIONS	\$726	\$470	\$1,500	\$0	\$0
4620	SALE OF PROPERTY	\$0	\$0	\$19,348	\$0	\$0
4640	MISCELLANEOUS REVENUE	\$43,923	\$25,424	\$38,898	\$0	\$720
4640	CASH OVERAGE/SHORTAGE				\$0	(\$291)
		<b>\$44,649</b>	<b>\$25,894</b>	<b>\$59,746</b>	<b>\$0</b>	<b>\$429</b>
	<b>REVENUE TOTAL</b>	<b>\$54,601,652</b>	<b>\$56,027,884</b>	<b>\$53,107,470</b>	<b>\$51,168,512</b>	<b>\$3,412,984</b>

**GENERAL FUND REVENUE  
FISCAL YEARS 2007 - 2011**






# CAPITAL & EQUIPMENT/VEHICLES FUNDS

## COMPARISON OF ACTUAL TO BUDGET

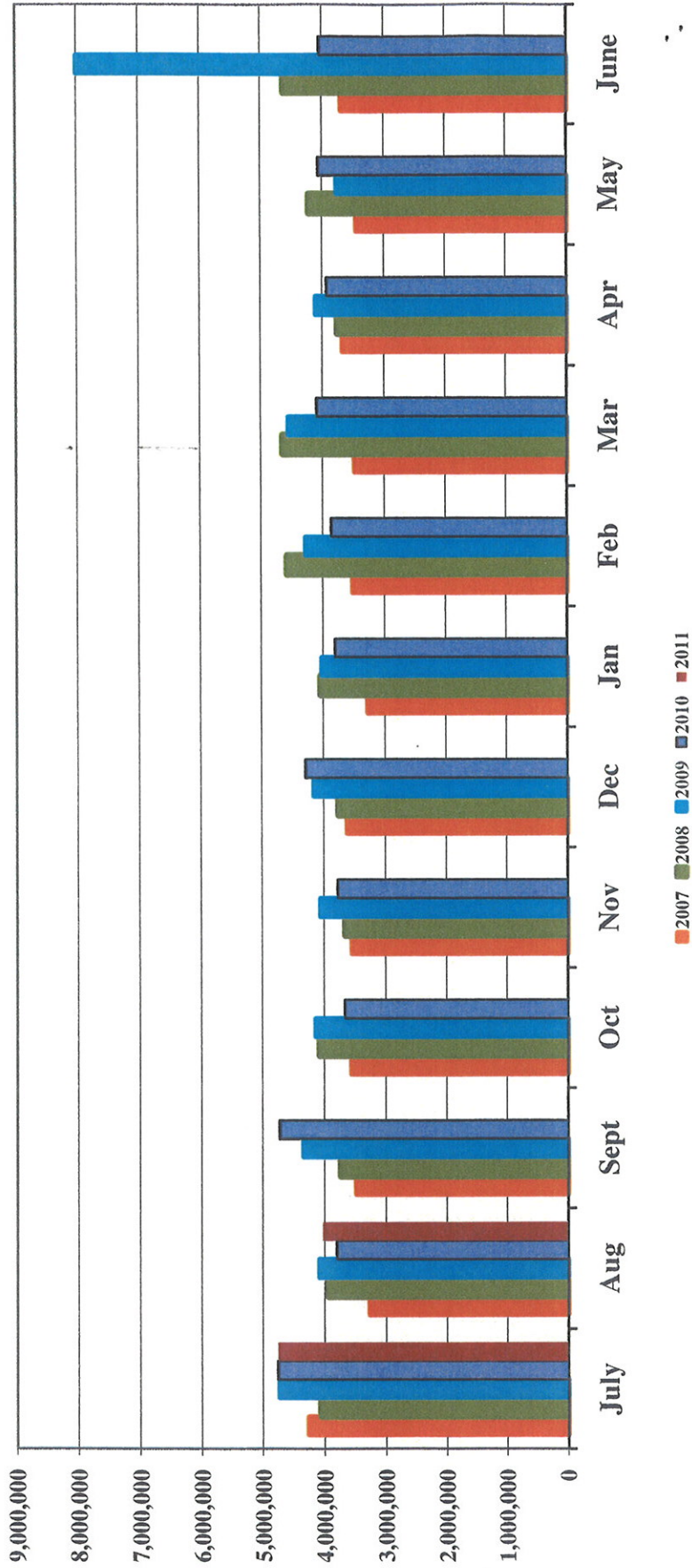
### FISCAL YEAR 2010-2011



GENERAL FUND  
COMPARISON OF ACTUAL TO BUDGETED  
FISCAL YEAR 2010-11



**GENERAL FUND EXPENDITURES  
FISCAL YEARS 2007 - 2011**



**GOOD OF ORDER**

# SAN RAMON VALLEY FIRE PROTECTION DISTRICT

Administration  
Phone: 925-838-6600  
Fax: 925-838-6629  
[www.firedepartment.org](http://www.firedepartment.org)

1500 Bollinger Canyon Road  
San Ramon, California 94583

Fire Prevention  
Phone: 925-838-6680  
Fax: 925-838-6696

## MEMORANDUM

**Date:** September 22, 2010  
**To:** Board of Directors  
**From:** Sue Brooks – District Clerk  
**Subject:** November and December, 2010 Board Meeting Dates

---

Due to the Thanksgiving and Christmas holidays, staff is requesting that the November and December, 2010 Board meetings be moved from the 4<sup>th</sup> Wednesday of the month to the 3<sup>rd</sup> Wednesday of the month (as has been past practice). The November Board meeting date, if approved would be Wednesday, November 17, 2010, and the December Board meeting date would be Wednesday, December 15, 2010.

Staff recommends Board approval of the above mentioned Board meeting dates.